

ON THE ZEROES OF THE ALEXANDER POLYNOMIAL OF A LORENZ KNOT

PIERRE DEHORNOY

ABSTRACT. We show that the zeroes of the Alexander polynomial of a Lorenz knot all lie in some annulus whose width depends explicitly on the genus and the braid index of the considered knot.

Lorenz knots [5] are a family of knots that arise in the context of dynamical systems as isotopy classes of periodic orbits of the Lorenz flow [30], a particular flow in \mathbb{R}^3 . They received much attention in the recent years because they form a relatively large family that includes all torus knots and all algebraic knots and, at the same time, they are not too complicated and their geometric origin in dynamical systems provides specific tools to study them [4, 10, 22]. On the other hand, the Alexander polynomial is a classical knot invariant, that is, a polynomial which only depends on the topological type of the knot. It is known that any polynomial Δ with integer coefficients that is symmetric, in the sense that the inverse of every zero is also a zero, and satisfying $|\Delta(1)| = 1$, is the Alexander polynomial of at least one knot [27]. Therefore it seems hard to expect much in the direction of controlling the zeroes of the Alexander polynomial of an arbitrary knot. By contrast, the result we prove in this paper asserts that, in the case of a Lorenz knot, the zeroes of the Alexander polynomial must lie in some definite annulus depending on the genus of the knot (that is, the smallest genus of a surface spanning the knot) and the braid index (that is, the smallest number of strands of a braid whose closure is the knot):

Theorem A. *Let K be a Lorenz knot. Let g denote its genus and b its braid index. Then the zeroes of the Alexander polynomial of K lie in the annulus*

$$\left\{ z \in \mathbb{C} \mid (2g)^{-4/(b-1)} \leq |z| \leq (2g)^{4/(b-1)} \right\}.$$

This implies in particular that, among the Lorenz knots that can be represented by an orbit of length at most t , the proportion of knots for which all zeroes of the Alexander polynomial lie in an annulus of diameter $O(t^{c/t})$ tends to 1 when t goes to infinity (Corollary 3.1.8).

The possible interest of Theorem A is double. First, it provides an effective, computable criterion for proving that a knot is not a Lorenz knot (Corollary 3.1.7).

Second, Theorem A may be seen as a first step in the direction of understanding Alexander polynomials of orbits of general flows. Given a flow Φ in \mathbb{R}^3 , it is natural to look at its periodic orbits as knots, and to wonder how these knots characterize the flow [20]. Let us call $k(x, t)$ the piece of length t of the orbit of Φ starting at x , closed with the geodesic segment connecting $\Phi^t(x)$ to x . Then $k(x, t)$ is a loop. In most cases, this loop has no double points, thus yielding a knot. Arnold [1] studied the linking number of two such knots. In the case of an ergodic

Date: first version: October 18, 2011, last correction: July 16, 2014.

2000 Mathematics Subject Classification. Primary 57M27; Secondary 34C25, 37B40, 37E15, 57M25.

Key words and phrases. Lorenz knot, Alexander polynomial, monodromy, surface homeomorphism.

volume-preserving vector field, he showed that the limit $\lim_{t_1, t_2 \rightarrow \infty} \text{lk}(k(x_1, t_1), k(x_2, t_2))/t_1 t_2$ exists and is independent of the points x_1, x_2 , thus yielding a topological invariant for the flow. It turns out that this knot-theoretical invariant coincides with the helicity of the vector field. Later, Gambaudo and Ghys in the case of ω -signatures [19] and Baader and Marché in the case of Vassiliev invariants [2] established similar asymptotic behaviours, with all involved constants proportional to helicity. It is then natural to wonder whether other knot-theoretical invariants have analogous behaviours, and, if so, whether the constants are connected with the helicity. For instance, numerical experiments suggest that the 3-genus might obey a different scheme, but no proof is known so far. On the other hand, the Alexander polynomial is a sort of intermediate step between signatures and genus: its degree is bounded from below by all signatures, and from above by twice the genus. Therefore, controlling the asymptotic behaviour of the Alexander polynomial and its zeroes is a natural task in this program. It is known that the zeroes on the unit circle are determined by the collection of all ω -signatures, but nothing was known for other zeroes, and this is what Theorem A provides, in the case of Lorenz knots.

The principle of the proof of Theorem A consists in interpreting the modulus of the largest zero of the Alexander polynomial of a Lorenz knot as the growth rate of the associated homological monodromy. More precisely, as every Lorenz knot K is the closure of a positive braid of a certain type [5], we start from the standard Seifert surface Σ associated with this braid. As the involved braid is necessarily positive, Σ can be realized as an iterated Murasugi sum [34] of positive Hopf bands. Then, we interpret the Alexander polynomial of K as the characteristic polynomial of the homological monodromy h_* of K , an endomorphism of the first homology group $H_1(\Sigma; \mathbb{Z})$, which is well defined because K is fibered with fiber Σ . From here, our goal is then to bound the growth rate of h_* . To this end, we use the decomposition of Σ as an iterated Murasugi sum to express the geometric monodromy of K as a product of positive Dehn twists, and we deduce an expression of the homological monodromy h_* as a product of transvections. The hypothesis that the knot is a Lorenz knot implies that the pattern describing how the Hopf bands are glued in the Murasugi decomposition of Σ is very special. By using this particularity and choosing a (tricky) adapted basis of $H_1(\Sigma; \mathbb{Z})$, we control the growth of the ℓ^1 -norm of a cycle when the monodromy is iterated. Finally, the bound on the ℓ^1 -norm induces a bound on the eigenvalues of h_* , and, from there, a bound on the zeroes of the Alexander polynomial of K .

It may be worth noting that our main argument is more delicate than what one could a priori expect. Indeed, using the standard Murasugi decomposition of the Seifert surface, which is obtained by attaching all disks behind the diagram (Figure 11), cannot work for our purpose. Instead we must consider a non-standard decomposition also obtained by applying the Seifert algorithm, but by attaching half of the disks in front of the diagram and half of the disks behind (Figure 17).

As suggested by the above sketch of proof, Theorem A can be interpreted in terms of growth rate of surface homeomorphisms. Namely, if K is a Lorenz knot with Seifert surface Σ and monodromy h , then what we do is to control the growth rate of the induced action h_* on homology. If one consider directly the action of h on curves on Σ , then Thurston [14, 39] defined a number that control how curves are stretched by h . It is called the *dilatation* of h . The dilatation has been the subject of intense studies, and in particular determining the minimal possible dilatation on a surface of fixed genus is still an open problem [3, 24, 25, 28, 35]. In general, the homological growth rate is smaller than the dilatation, so that our main result has no consequences related to the dilatation. However, as an important tool of our proof

(Lemma 2.1.3) holds also for curves, we formulate a similar conjecture for the dilatation, see Section 3.2.

Computer experiments played an important role during the preparation of this paper. Propositions 1.4.2 and 2.2.3 below lead to an algorithm for computing the homological monodromy of Lorenz knots, and we ran it on large samples of thousands of knots. Using Bar-Natan's package KnotAtlas¹ to double-check the value of the Alexander polynomial, we obtained strong evidence for the formulas of Sections 2.1 and 2.3 before their proof was completed. Also, the choice of the surface $\widetilde{\Sigma}_D$ in Section 2.2 was directly inspired by the computer experiments.

The plan of the paper is as follows. In Section 1, we recall the definitions of Lorenz knots, Lorenz braids, and the associated Young diagrams. Then we describe Murasugi sums, and explain how they preserve fiberedness and compose monodromies. Finally, we construct for every Lorenz knot a standard Seifert surface using an iterated Murasugi sum of Hopf bands, and deduce an explicit formula for the monodromy. In Section 2, starting from the standard decomposition of the Seifert surface, we first develop a combinatorial analysis of the homological monodromy, and explain what is missing to derive a bound for the growth rate. Then we consider another Murasugi decomposition, and show how to adapt the combinatorial analysis of the monodromy. In Section 3, we use the latter analysis for bounding the eigenvalues of the monodromy, thus proving Theorem A. We then give some examples and conclude with a few questions and further observations.

I thank Étienne Ghys for many enlightening discussions, Hugh Morton, who taught me the basic material of this article, in particular the Murasugi sum, during a visit at Liverpool, Joan Birman and the anonymous referee for many remarks and corrections.

1. PRELIMINARIES

The aim of this section is to express the homological monodromy of every Lorenz knot as an explicit product of transvections (Proposition 1.4.3).

It is organized as follows. We first recall the basic definitions about Lorenz knots starting from Young diagrams. Then, we describe the Murasugi sum in Section 1.2 and the iterated Murasugi sum in Section 1.3. Finally, we use the Murasugi sum in Section 1.4 to give a geometric construction of the Seifert surface associated to a Lorenz knot and derive the expected expression of the homological monodromy.

1.1. Lorenz knots, Lorenz braids, and Young diagrams. Lorenz knots and links were introduced by Birman and Williams [5] as isotopy classes of sets of periodic orbits of the geometric Lorenz flow [30] in \mathbb{R}^3 . They are closure of Lorenz braids. It is explained in [10] how to associate a Young diagram with every Lorenz braid. Here we shall go the other way and introduce Lorenz braids starting from Young diagrams.

Definition 1.1.1. Let D be a Young diagram, supposed to be drawn as in Figure 1 left; extend the edges both up and down so that it looks like the projection of a braid, orient the strands from top to bottom, and desingularize all crossings positively. The braid b_D so obtained (Figure 1 right) is called the *Lorenz braid* associated with D , and its closure K_D is called the *Lorenz knot* associated with D .

¹<http://katlas.org/>

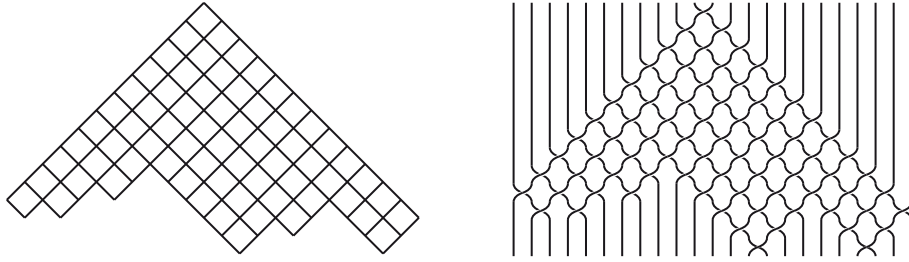


FIGURE 1. How to transform a young diagram into a Lorenz braid.

Example 1.1.2. Consider the Young diagram with columns of heights 2, 1, 1 respectively. Then the associated Lorenz braid is $\sigma_4\sigma_3\sigma_5\sigma_2\sigma_4\sigma_6\sigma_1\sigma_3\sigma_5\sigma_2$. Its closure turns out to be the $(5, 2)$ -torus knot, which is therefore a Lorenz knot.

It may happen that the closure of a Lorenz braid has more than one component, and should therefore be called a Lorenz *link*, instead of a knot. Many properties of Lorenz knots are shared by Lorenz links, but their complement can admit several non isotopic fibrations. This is a problem for our approach. Therefore, in the sequel, we always implicitly refer to Young diagrams and Lorenz braids which give rise to Lorenz knots, and not to Lorenz links.

Let us introduce some additional notation. Let D be a Young diagram. We give coordinates to cells (see Figure 2) by declaring the top cell to be $(0, 0)$, by adding $(-1, 1)$ when going on an adjacent *SW*-cell, and by adding $(1, 1)$ when going on an adjacent *SE*-cell. Thus coordinates always have the same parity. The c th column consists of the cells whose first coordinate is c . Integers t_c, b_c are defined so that (c, t_c) is the top cell, and (c, b_c) the bottom cell, of the c th column. Observe that we always have $t_c = |c|$. The column on the left of the diagram is denoted by c_l . Observe that it contains the cell $(c_l, -c_l)$ only. Similarly the column on the right is denoted by c_r , and it contains the cell (c_r, c_r) only.

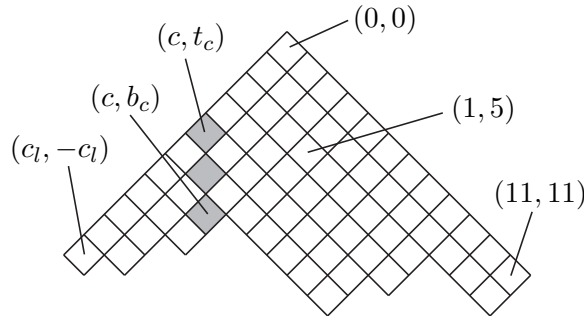


FIGURE 2. Coordinates in a Young diagram. The c th column, with $c = -4$, is in grey.

1.2. Murasugi sum, fibered links and monodromy. By definition, Lorenz knots are closures of positive braids. An important consequence is that they are fibered [5], and that the monodromy homeomorphism is a product of positive Dehn twists. In order to understand

and use these properties, we recall a simple and very geometric operation: the Murasugi sum [34, 17, 18]. The idea is to iteratively construct the fibration of the complement of a knot by adding the crossings of the braid one by one. For this, we use two-component Hopf links as building blocks, and the Murasugi sum as a gluing tool.

From now on, we work in the sphere \mathbb{S}^3 , identified with $\mathbb{R}^3 \cup \{\infty\}$.

Definition 1.2.1.

- (i) A *positive Dehn twist* is a map from $[0, 1] \times \mathbb{S}^1$ into itself isotopic to τ defined by $\tau(r, \theta) = (r, \theta + r)$.
- (ii) Let Σ be a surface and γ be an immersed smooth curve in Σ . Consider a tubular neighbourhood A of γ in Σ , and parametrize it by $[0, 1] \times \mathbb{S}^1$ so that the orientations coincide. A *positive Dehn twist along γ* is the class of the homeomorphism τ_γ of Σ that coincides with a positive twist of the annulus A and that is the identity outside.
- (iii) By extension, A positive Dehn twist along γ is the induced automorphism τ_γ of the module $H_1(\Sigma, \partial\Sigma; \mathbb{Z})$.

When the surface Σ is an annulus, a natural basis for $H_1(\Sigma, \partial\Sigma; \mathbb{Z})$ is made of the core of the annulus, and a transversal radius. Then, the matrix of a positive Dehn twist is $\begin{pmatrix} 1 & 1 \\ 0 & 1 \end{pmatrix}$, so that the homological twist is a transvection (Figure 3 right).

Proposition 1.2.2. *The complement of a positive, two-component Hopf link in \mathbb{S}^3 fibers over \mathbb{S}^1 , the fiber being an annulus and the monodromy a positive Dehn twist.*

Proof. We use Figure 3 for the proof: on the left, a positive Hopf link is depicted as the boundary of an annulus, both being drawn on the boundary of a solid torus. In the center left, we see one half of the monodromy, corresponding to what happens on one meridian disk inside the solid torus. Since the complement of the solid torus in \mathbb{S}^3 is another solid torus—meridians and parallels being exchanged—the monodromy is the composition of the map from the green annulus to the white one, and of its analog from the white annulus to the green one obtained by a 90°-rotation. It is the positive Dehn twist depicted on the center right. The action on cycles is displayed on the right: the core (in green) remains unchanged, while the radius (in red) is mapped on a curve winding once along the core (in orange). \square

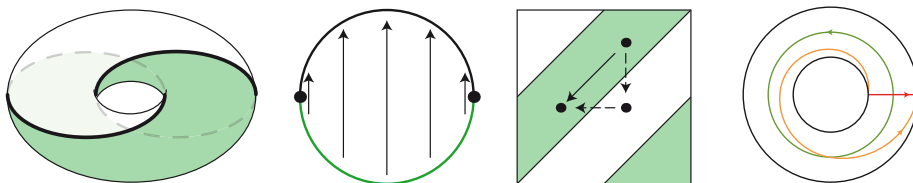


FIGURE 3. On the left, a positive Hopf link as the boundary of an annulus. In the center left, one half of the monodromy. On the right, the action of the monodromy on cycles.

Definition 1.2.3. (See Figure 4.) Let Σ_1 and Σ_2 be two oriented surfaces embedded in \mathbb{S}^3 with respective boundaries K_1 and K_2 . Let Π be an embedded sphere (seen as the horizontal plane in $\mathbb{R}^3 \cup \{\infty\}$). Call B_1 and B_2 the open balls that Π separates. Suppose that

- (i) the surface Σ_1 is included in the closure of the ball B_1 , and Σ_2 in the closure of B_2 ;
- (ii) the intersection $\Sigma_1 \cap \Sigma_2$ is a $2n$ -gon, denoted P , contained in Π with the orientations of Σ_1 and Σ_2 on P coinciding and pointing into B_2 ;
- (iii) the links K_1 and K_2 intersect at the vertices of P , that we denote by x_1, \dots, x_{2n} .

We then define the *Murasugi sum* $\Sigma_1 \#_P \Sigma_2$ of Σ_1 and Σ_2 along P as their union $\Sigma_1 \cup \Sigma_2$. We define the *Murasugi sum* $K_1 \#_P K_2$ of K_1 and K_2 along P as the link $K_1 \cup K_2 \setminus \bigcup]x_i, x_{i+1}[$.

More generally, we define the Murasugi sum of two disjoint surfaces $\Sigma_i, i = 1, 2$ along two polygons P_i with one specified vertex as the isotopy class of the Murasugi sum of two isotopic copies of Σ_i respecting conditions (i), (ii) and (iii) of Definition 1.2.3 and such that the polygons P_i and the specified vertices coincide. As we might expect, this surface is unique up to isotopy. We denote it by $\Sigma_1 \#_{P_1 \sim P_2} \Sigma_2$.

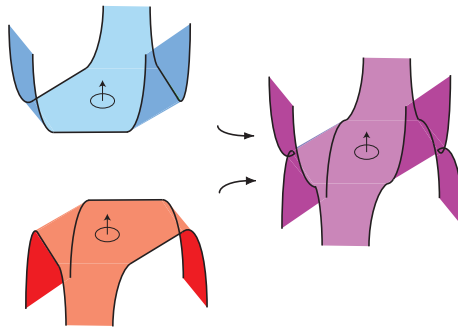


FIGURE 4. The Murasugi sum of two surfaces with boundary.

The Murasugi sum generalizes the connected sum, which corresponds to the case $n = 1$ in the definition. It also generalizes plumbing, which corresponds to $n = 2$. It is a natural geometric operation for surfaces—and for the links they bound—in the sense that it preserves important properties, like, for instance, being incompressible, being a minimal genus spanning surface, or being a fibered link (see [17, 18, 10] and below).

Theorem 1.2.4. *Let K_1 and K_2 be two fibered links in \mathbb{S}^3 with respective fibers Σ_1 and Σ_2 . Let h_1 and h_2 be the class of their respective geometric monodromies. Let P_1 (resp. P_2) be a $2n$ -gon on Σ_1 (resp. Σ_2) whose even (resp. odd) edges are included in the boundary K_1 (resp. K_2) of Σ_1 (resp. Σ_2). Then*

- (i) *the Murasugi sum $K_1 \#_{P_1 \sim P_2} K_2$ is fibered with fiber $\Sigma_1 \#_{P_1 \sim P_2} \Sigma_2$;*
- (ii) *the monodromy of $K_1 \#_{P_1 \sim P_2} K_2$ is $h_1 \circ h_2$, where h_1 (resp. h_2) is extended as an application of $\Sigma_1 \#_{P_1 \sim P_2} \Sigma_2$ by the identity on the complement $\Sigma_2 \setminus \Sigma_1$ (resp. $\Sigma_1 \setminus \Sigma_2$).*

Proof (sketch, see [10] for details). First apply an isotopy to the links K_1, K_2 and to the surfaces Σ_1, Σ_2 in order to place them in a good position, namely place K_1 and Σ_1 in the upper half space, and K_2 and Σ_2 in the lower half space (Figure 4). Then zoom on the neighbourhood of P_1 (resp. P_2) and rescale time so that the fibration, denoted θ_1 (resp. θ_2), of the complement of K_1 (resp. K_2) on the circle becomes trivial in the lower half space (resp. upper half space) and takes time $[0, \pi]$ (resp. $[\pi, 2\pi]$), see Figure 5. Finally consider the function θ of the complement of $K_1 \#_{P_1 \sim P_2} K_2$ which is equal to θ_1 on the upper half space, to θ_2 on the lower half space (Figure 6), and is defined according to Figure 7 around the sides of P . Check

that θ has no singularity and that the 0-level is $\Sigma_1 \#_{P_1 \sim P_2} \Sigma_2$. Then θ induces fibration over the circle of the complement of $K_1 \#_{P_1 \sim P_2} K_2$ with fiber $\Sigma_1 \#_{P_1 \sim P_2} \Sigma_2$. As for the monodromy, a curve on $\Sigma_1 \#_{P_1 \sim P_2} \Sigma_2$ is first transformed in the lower half space according to h_2 , and then in the upper half space according to h_1 , so that the monodromy is the composition. \square

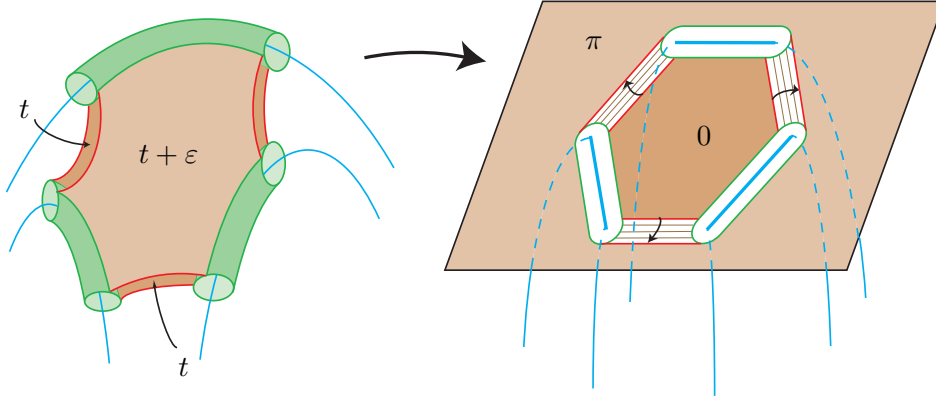


FIGURE 5. Deformation of the fibration of K_2 so that it becomes trivial in the upper half space. It is obtained by zooming on a small neighbourhood of the polygon P

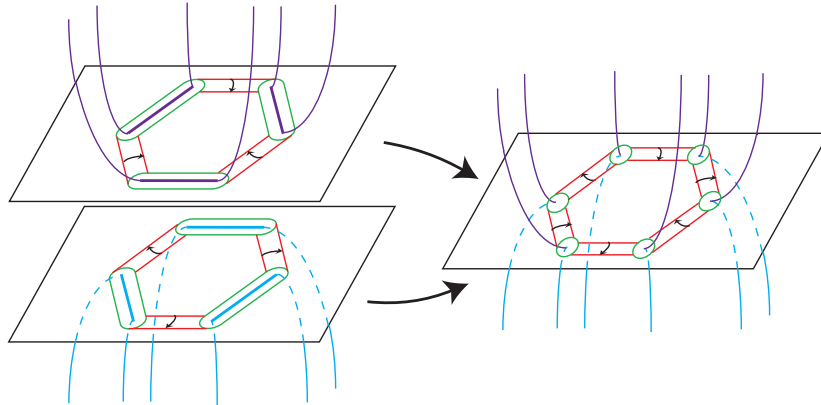


FIGURE 6. Global picture for the gluing of two fibrations in good positions in order to obtain a fibration for the Murasugi sum.

1.3. Iterated Murasugi sum. We can now glue several fibered links together. In order to obtain a decomposition for the monodromy, we have to keep track on the order of the gluing operations, and on the top/bottom positions of the surfaces. A first example is displayed on Figure 8, showing that a Murasugi sum of two Hopf bands yields a Seifert surface and a fibration for the trefoil knot. We can then iterate, and see that the closure of the braid σ_1^n is the Murasugi sum of $n - 1$ Hopf bands, each of them associated to two consecutive crossings. The monodromy of the resulting link is the product of $n - 1$ Dehn twists along the cores of

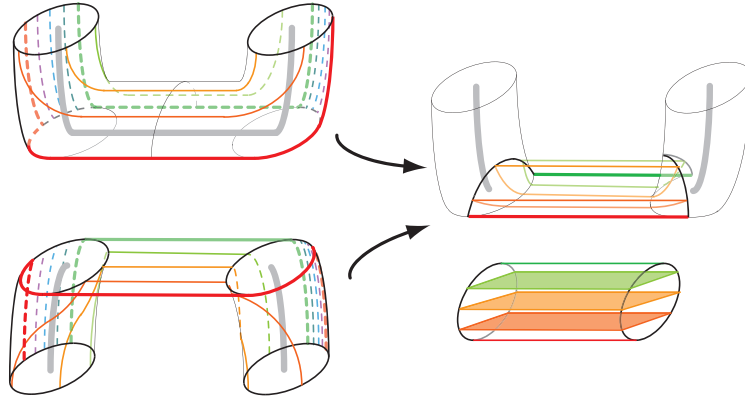


FIGURE 7. How to define the fibration θ around the sides of the polygon P . On the left, the levels of the fibrations θ_1 and θ_2 in their respective half spaces. On the top right, the part on which θ get a new definition. It is a union of disjoint cylinders with prescribed boundary values. On the bottom right, a foliation of a cylinder obeying this constraint.

the bands, performed starting from the bottom to the top of the braid. Then, by gluing two braids side by side as displayed on Figure 9, one obtains more complicated knots.

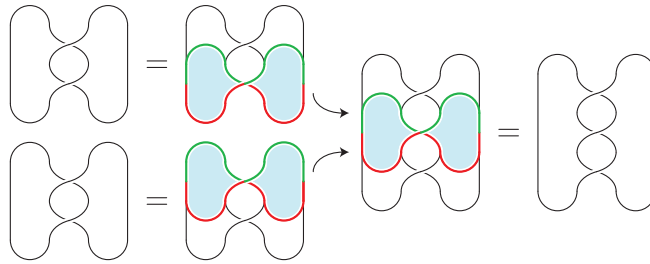


FIGURE 8. How to glue two Hopf bands and obtain a fibration for the closure of the braid σ_1^n .

Definition 1.3.1. An annulus embedded in \mathbb{S}^3 whose boundary is a positive Hopf link is called a *Hopf band*.

A surface Σ with boundary is an *iterated Murasugi sum* if there exists Hopf bands $\mathcal{H}_1, \dots, \mathcal{H}_n$, an increasing sequence of surfaces with boundary $\mathcal{H}_1 = \Sigma_1 \subset \Sigma_2 \subset \dots \subset \Sigma_n = \Sigma$, and two sequences of polygons $\Omega_1 \subset \Sigma_1, \dots, \Omega_{n-1} \subset \Sigma_{n-1}$ and $\Omega'_2 \subset \mathcal{H}_2, \dots, \Omega'_n \subset \mathcal{H}_n$ such that, for every i between 1 and $n-1$, the surface Σ_{i+1} is the Murasugi sum $\mathcal{H}_{i+1} \#_{\Omega'_{i+1} \sim \Omega_i} \Sigma_i$. The sequence $\Sigma_1 \subset \Sigma_2 \subset \dots \subset \Sigma_n = \Sigma$ is called a *Murasugi realisation* of Σ .

All surfaces with boundary in \mathbb{S}^3 are not iterated Murasugi sums. Indeed, the boundary of such a sum is a fibered link. This is therefore a very peculiar situation.

Let Σ be a surface admitting a Murasugi realisation $\Sigma_1 \subset \Sigma_2 \subset \dots \subset \Sigma_n = \Sigma$ along polygons $\Omega_1, \dots, \Omega_n$. If two consecutive polygons Ω_i and Ω_{i+1} are disjoint in Σ_{i+1} , then we can first glue \mathcal{H}_{i+2} along Ω_{i+1} , and then \mathcal{H}_{i+1} along Ω_i , and obtain the same surface Σ_{i+2} after these two steps. This means that we can change the order in which the bands \mathcal{H}_{i+1} and \mathcal{H}_{i+2} are glued without changing the resulting surface.

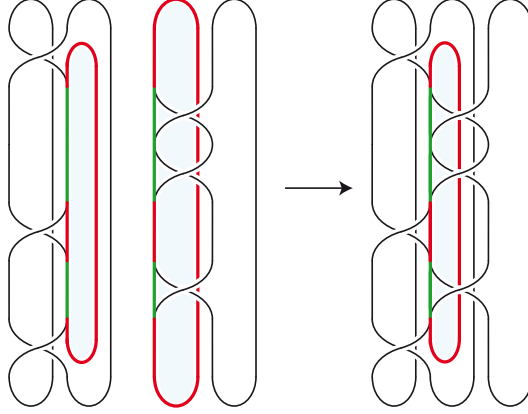


FIGURE 9. The Murasugi sum of the closures of two positive braids.

Thus, for a fixed surface Σ , there exists several possible orders for gluing the bands and realise Σ . Nevertheless, some bands need to be glued before some others. For example if the gluing polygon Ω_j intersects the band \mathcal{H}_i , then the band \mathcal{H}_{j+1} has to be glued after \mathcal{H}_i .

Definition 1.3.2. Let Σ be an iterated Murasugi sum of n bands, denoted $\mathcal{H}_1, \dots, \mathcal{H}_n$. We say that the band \mathcal{H}_i *precedes* the band \mathcal{H}_j in the *Murasugi order associated to Σ* if, for all possible realisations of Σ , the band \mathcal{H}_i is glued before \mathcal{H}_j . We then write $\mathcal{H}_i \prec \mathcal{H}_j$.

For every surface Σ , the Murasugi order is a partial order on the set of Hopf bands whose union is Σ .

Proposition 1.3.3. *Let K be an oriented link and Σ_K be a Seifert surface for K which is a Murasugi sum of Hopf bands $\mathcal{H}_1, \dots, \mathcal{H}_n$. Let $\gamma_1, \dots, \gamma_n$ be curves representing the cores of the bands $\mathcal{H}_1, \dots, \mathcal{H}_n$.*

- (i) *The link K is fibered with fiber Σ_K .*
- (ii) *Let π be a permutation of $\{1, \dots, n\}$ preserving Murasugi order, i.e., such that $\mathcal{H}_i \prec \mathcal{H}_j$ implies $\pi(i) < \pi(j)$. Then the geometric monodromy of K is the composition of the positive Dehn twists $\tau_{\gamma_{\pi(n)}} \circ \dots \circ \tau_{\gamma_{\pi(1)}}$.*

Proof. By definition, the sequence $\mathcal{H}_{\pi(1)}, \dots, \mathcal{H}_{\pi(n)}$ induces a Murasugi realisation of Σ_K . Since the monodromy of each Hopf band $\mathcal{H}_{\pi(i)}$ is the Dehn twist $\tau_{\gamma_{\pi(i)}}$, Theorem 1.2.4 implies that the link K is fibered, and that its monodromy is the composition $\tau_{\gamma_{\pi(n)}} \circ \dots \circ \tau_{\gamma_{\pi(1)}}$. \square

1.4. Standard surface for Lorenz knots.

Definition 1.4.1. (See Figure 11.) Let D be a Young diagram and K_D the associated Lorenz knot. The spanning surface Σ_D for K_D obtained by gluing a disk beyond each strand and a ribbon at each crossing is called the *standard Seifert surface*.

We now summarize the construction.

Proposition 1.4.2. *Let D be a Young diagram with n cells and K_D the associated Lorenz link.*

- (i) *The standard Seifert surface Σ_D is the iterated Murasugi sum of n Hopf bands $\mathcal{H}_{i,j}$, each of them being associated with one of the n cells (i, j) de D .*

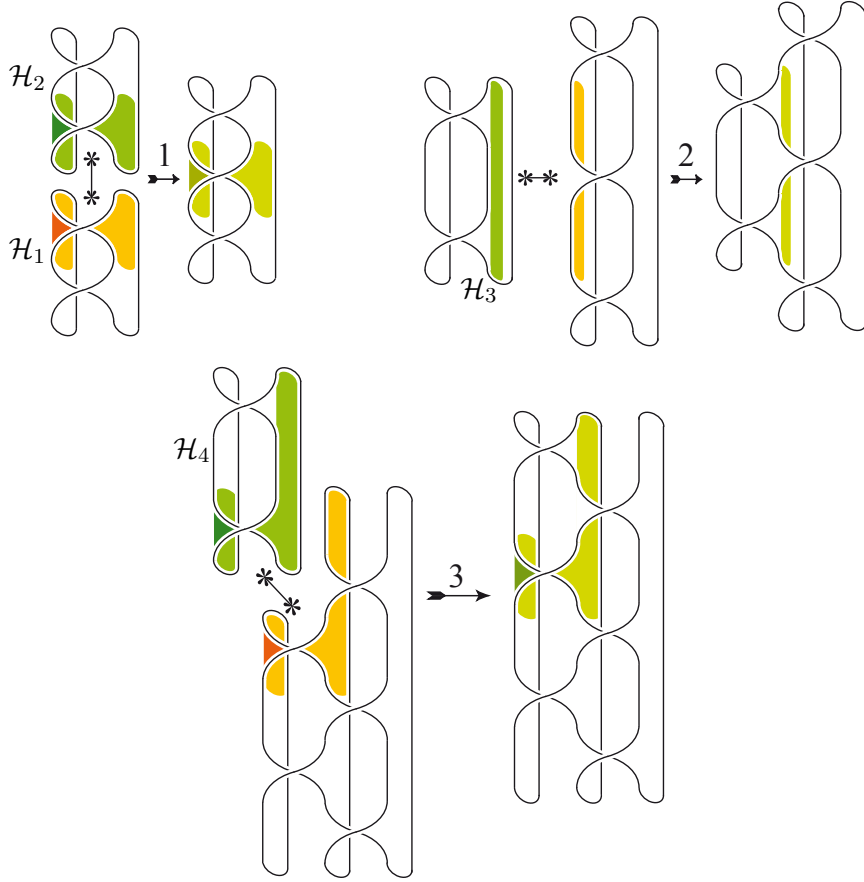


FIGURE 10. A realisation of the standard Seifert surface for the torus knot $T(4,3)$. At each step, one takes the result of the previous step, and one glues on it a Hopf band along the colored polygon. The band \mathcal{H}_1 comes first, then $\mathcal{H}_2\dots$ so that the Murasugi order (Definition 1.3.2) associated to this realisation is $\mathcal{H}_1 \prec \mathcal{H}_2 \prec \mathcal{H}_3 \prec \mathcal{H}_4$.

- (ii) The band \mathcal{H}_{i_1, j_1} precedes \mathcal{H}_{i_2, j_2} in the Murasugi order if and only if we have $i_1 \geq i_2$, $i_1 + j_1 \geq i_2 + j_2$, and $(i_1, j_1) \neq (i_2, j_2)$.
- (iii) For all cells (i, j) of D , we choose a curve $\gamma_{i, j}$ along the core of the band $\mathcal{H}_{i, j}$. Then the family of classes $\{[\gamma_{i, j}]\}_{(i, j) \in D}$ forms a basis of $H_1(\Sigma_D; \mathbb{Z})$ seen as a \mathbb{Z} -module. The intersection number $\langle \gamma_{i_1, j_1} | \gamma_{i_2, j_2} \rangle$ is

$$\begin{cases} +1 & \text{if } (i_2, j_2) = (i_1+1, j_1+1), (i_1, j_1-2), \text{ or } (i_1-1, j_1+1), \\ -1 & \text{if } (i_2, j_2) = (i_1+1, j_1-1), (i_1, j_1+2), \text{ or } (i_1-1, j_1-1), \\ 0 & \text{otherwise.} \end{cases}$$

- (iv) For every sequence $\mathcal{H}_{i_1, j_1} \preceq \dots \preceq \mathcal{H}_{i_n, j_n}$ preserving the Murasugi order, the geometric monodromy of K is the product $\tau_{\gamma_{i_1, j_1}} \circ \dots \circ \tau_{\gamma_{i_n, j_n}}$, and the homological monodromy is the product $\tau_{\gamma_{i_1, j_1}} \circ \dots \circ \tau_{\gamma_{i_n, j_n}}$.

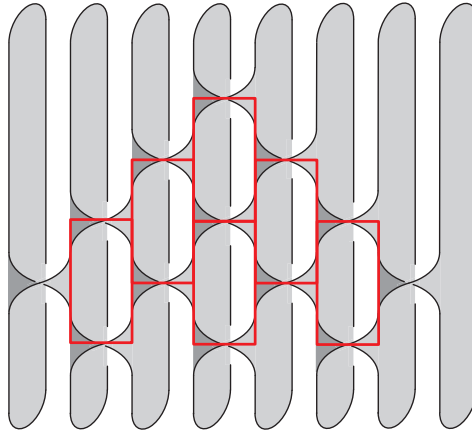


FIGURE 11. The standard Seifert surface associated to the Young diagram $[3, 2, 1]$, and the cores of the six Hopf bands that form a Murasugi realisation of the surface.

Proof. For (i) and (ii), Figure 10 shows how to glue n Hopf bands and obtain the surface Σ_D . We see that the band $\mathcal{H}_{i,j}$ is glued along a polygon included in the union of the three bands $\mathcal{H}_{i+1,j-1}$, $\mathcal{H}_{i+1,j+1}$ and $\mathcal{H}_{i,j+2}$. Therefore these bands need to be glued before adding $\mathcal{H}_{i,j}$. We obtain the result by induction.

(iii) Given a cell (i, j) of D , the homology of the band $\mathcal{H}_{i,j}$ is generated by the class $[\gamma_{i,j}]$. Since the surface Σ_D is the union of these Hopf bands, its homology is generated by $\{[\gamma_{i,j}]\}_{(i,j) \in D}$. A computation of Euler characteristic of Σ_D shows that these class form indeed a basis. We see on Figure 11 that two curves $\gamma_{i_1,j_1}, \gamma_{i_2,j_2}$ intersect only if the associated cells (i_1, j_1) and (i_2, j_2) of D are neighbours. The rule for signs is depicted on Figure 12.

(iv) follows from (i) et Proposition 1.4.2. □

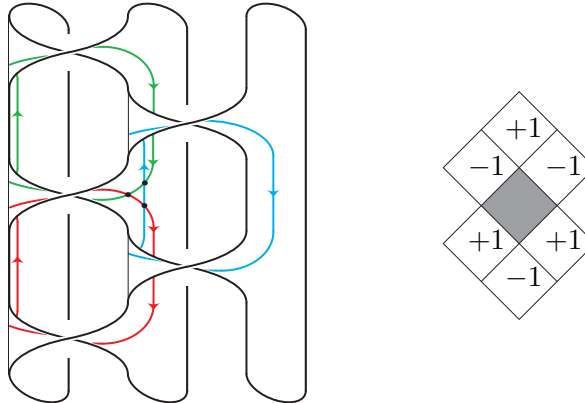


FIGURE 12. On the left, the curves $\gamma_{i,j}$, $\gamma_{i,j+2}$ and $\gamma_{i+1,j+1}$ on the surface Σ_D . Intersection points are dotted. On the right, values of the intersection between $\gamma_{i,j}$ and curves associated with adjacent cells.

We now deduce the combinatorial form of the monodromy that we will rely on.

Proposition 1.4.3 (see Figure 13). *Let D be a Young diagram and K the associated Lorenz knot. Then the homological monodromy associated to the standard Seifert surface is the composition*

$$\prod_{c=c_r}^{c_l} \prod_{j=b_c}^{t_c} \tau_{\gamma_{c,j}}.$$

Proof. By Proposition 1.4.2(ii), we have $\mathcal{H}_{c_r, c_r} \preceq \dots \preceq \mathcal{H}_{c, b_c} \preceq \mathcal{H}_{c, b_c-2} \preceq \dots \preceq \mathcal{H}_{c, t_c} \preceq \mathcal{H}_{c-1, b_{c-1}} \dots$. The result then follows from Proposition 1.4.2(iv). \square

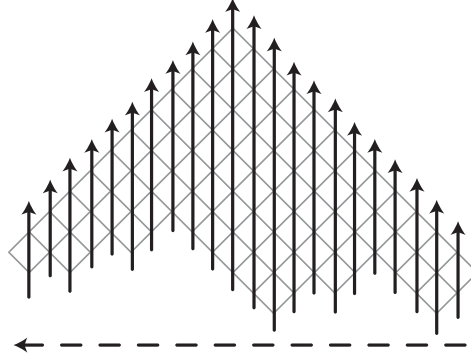


FIGURE 13. A Murasugi order for the monodromy of a Lorenz link: we perform Dehn twists from right to left, and, in each column, from bottom to top.

2. COMBINATORICS OF THE MONODROMY

Starting from a Lorenz knot K , we obtained in Section 1 a presentation for the monodromy h of K as a product of transvections. In this section, we analyze the image of particular cycles of the fiber of K under h . Our goal is to find a basis of $H_1(\Sigma; \mathbb{Z})$ that splits into two families B_1, B_2 so that the image under h of a cycle of B_1 is another single cycle of B_1 or B_2 , and that the iterated images under h of a cycle of B_2 stay in B_1 for a number of steps with a uniform lower bound. We shall see in Section 3 that the existence of such a basis implies that the ℓ^1 -norm of a cycle cannot grow too fast when the monodromy is iterated.

We proceed in two steps. In Section 2.1, we develop a first, relatively simple combinatorial analysis based on the standard Murasugi decomposition, and explain why it fails to provide a convenient basis. In Section 2.2, we introduce a new, more suitable Murasugi decomposition. Finally, in Section 2.3, we complete the analysis for the latter decomposition and exhibit the expected basis.

2.1. A first attempt. From now on, we fix a Young diagram D . We call K_D the associated Lorenz link, Σ_D the associated standard spanning surface for K_D , viewed as an iterated Murasugi sum of n positive Hopf bands $\mathcal{H}_{i,j}$. For every cell (i, j) in D , we fix a curve $\gamma_{i,j}$ that is the core of the Hopf band $\mathcal{H}_{i,j}$ embedded into Σ_D . By Proposition 1.4.2(iii), the classes $\{[\gamma_{i,j}]\}_{(i,j) \in D}$ form a basis of the group $H_1(\Sigma_D; \mathbb{Z})$. We write h_D for the homological monodromy associated with Σ_D , *i.e.*, the endomorphism of $H_1(\Sigma_D; \mathbb{Z})$ induced by the geometrical monodromy. In order to improve readability, we write $[i, j]$ for the cycle $[\gamma_{i,j}]$ and $\tau[i, j]$ for the transvection of $H_1(\Sigma_D; \mathbb{Z})$ induced by a positive Dehn twist along the curve $\gamma_{i,j}$. We

adopt the convention that, if (i, j) are the coordinates of no cell of the diagram D , then the curve $[i, j]$ is empty, and the twist $\tau[i, j]$ is the identity map on Σ_D .

Lemma 2.1.1. *Let γ be a curve on Σ_D . Suppose that its homology class admits the decomposition $[\gamma] = \sum_{k,l} x_{k,l}[k, l]$. Then for all cells (i, j) of D , we have*

$$\begin{aligned} \tau[i, j]([\gamma]) &= [\gamma] + \langle \gamma | [i, j] \rangle [i, j] \\ &= [\gamma] + (-x_{i+1, j+1} + x_{i, j+2} - x_{i-1, j+1} + x_{i-1, j-1} - x_{i, j-2} + x_{i+1, j-1}) [i, j]. \end{aligned}$$

Proof. The first equality comes from the definition of Dehn twists. The second one comes from the intersection numbers as computed in Proposition 1.4.2(iii). \square

For most cells in the diagram D , the action of the monodromy h_D on the associated cycle is simple: it is sent on the cycle associated to an adjacent cell. The cells thus sent on adjacent cells are those that have a adjacent cell in SE-position.

Definition 2.1.2. A cell with coordinates (i, j) in D is called *internal* if D contains a cell with coordinates $(i+1, j+1)$. It is called *external* otherwise.

Lemma 2.1.3. *For every (i, j) that refers to an internal cell of D , we have*

$$h_D([i, j]) = [i+1, j+1].$$

Proof. Using the decomposition of h_D as a product of Dehn twists given by Proposition 1.4.3, we see that the image of the cycle $[i, j]$ is given by

$$\begin{aligned} (1) \quad [i, j] &\xrightarrow{\tau[\overrightarrow{c_r, c_r}]} [i, j] \xrightarrow{\tau[\overrightarrow{c_r-1, b_{c_r-1}}]} \dots \xrightarrow{\tau[\overrightarrow{i+1, j+2}]} [i, j] \\ (2) &\xrightarrow{\tau[\overrightarrow{i+1, j+1}]} [i, j] + [i+1, j+1] \\ (3) &\xrightarrow{\tau[\overrightarrow{i+1, j-1}]} ([i, j] - [i+1, j-1]) + ([i+1, j+1] + [i+1, j-1]) \\ (4) &= [i, j] + [i+1, j+1] \\ (5) &\xrightarrow{\tau[\overrightarrow{i+1, j-3}]} [i, j] + [i+1, j+1] \xrightarrow{\tau[\overrightarrow{i+1, j-5}]} \dots \xrightarrow{\tau[\overrightarrow{i, j+4}]} [i, j] + [i+1, j+1] \\ (6) &\xrightarrow{\tau[\overrightarrow{i, j+2}]} ([i, j] - [i, j+2]) + ([i+1, j+1] + [i, j+2]) \\ (7) &= [i, j] + [i+1, j+1] \\ (8) &\xrightarrow{\tau[\overrightarrow{i, j}]} [i, j] + ([i+1, j+1] - [i, j]) = [i+1, j+1] \\ (9) &\xrightarrow{\tau[\overrightarrow{i, j-2}]} [i+1, j+1] \xrightarrow{\tau[\overrightarrow{i, j-4}]} \dots \xrightarrow{\tau[\overrightarrow{c_l, |c_l|}]} [i+1, j+1]. \end{aligned}$$

Relation (1) comes from the fact that, for $i' > i+1$ and for all j' , and for $i' = i+1$ and $j' > j+1$, the intersection number $\langle [i, j] | [i', j'] \rangle$ is zero. In the same way, for $i' < i$ and for all j' , and for $i' = i$ and $j' < j$, we have $\langle [i+1, j+1] | [i', j'] \rangle = 0$, implying (9). Relation (2) follows from the equality $\langle [i, j] | [i+1, j+1] \rangle = 1$ stated in Proposition 1.4.2(iii) and from Lemma 2.1.1. The other relations follow from similar observations. \square

Let us turn to external cells, *i.e.* cells (i, j) such that $(i+1, j+1)$ is not a cell of D .

Definition 2.1.4. Let (i_1, j_1) and (i_2, j_2) be two cells of diagram D satisfying $i_1 \leq i_2$ and $i_1 + j_1 \geq i_2 + j_2$ —geometrically this means that the cell (i_2, j_2) lies in the NNE-octant with

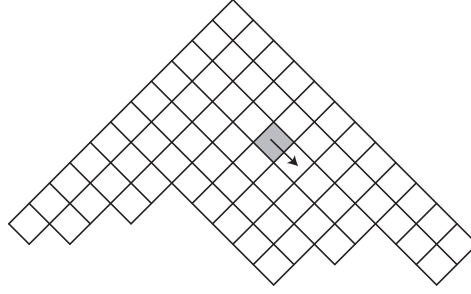


FIGURE 14. The image of a cycle associated to an internal cell under the monodromy h_D .

respect to the cell (i_1, j_1) . Then the *rectangle* $R_{i_1, j_1}^{i_2, j_2}$ is defined as the set of cells

$$\{ (k, l) \in D \mid i_1 \leq k \leq i_2 \text{ and } i_1 + j_1 \geq k + l \geq i_2 + j_2 \}.$$

In this case, the cells (i_1, j_1) and (i_2, j_2) are called the SW- and NE-corners of the rectangle respectively, and are denoted $\text{SW}(R_{i_1, j_1}^{i_2, j_2})$ and $\text{NE}(R_{i_1, j_1}^{i_2, j_2})$.

Definition 2.1.5. (See Figure 15.) Let (i, j) be an external cell of the Young diagram D . For $m = 1, 2, \dots$, we recursively define the *accessible rectangle* $A_m(i, j)$ as follows

- (i) $A_1(i, j) = R_{i+1, j-1}^{i+1, |i+1|} = \{(i+1, j-1), (i+1, j-3), \dots, (i+1, |i+1|)\}$;
- (ii) if $\text{NW}(A_m(i, j)) + (-1, -1)$ is a cell of D , then $A_{m+1}(i, j)$ is the rectangle whose SE-corner is the cell $\text{NW}(A_m(i, j)) + (-1, -1)$, and whose NE- and SW-corners are on the boundary of the diagram D (this means that the cells $\text{NE}(A_{m+1}(i, j)) + (0, -2)$ and $\text{SW}(A_{m+1}(i, j)) + (-1, 1)$ are not in the diagram); else the construction stops and the rectangle $A_{m'}(i, j)$ is empty for all $m' > m$.

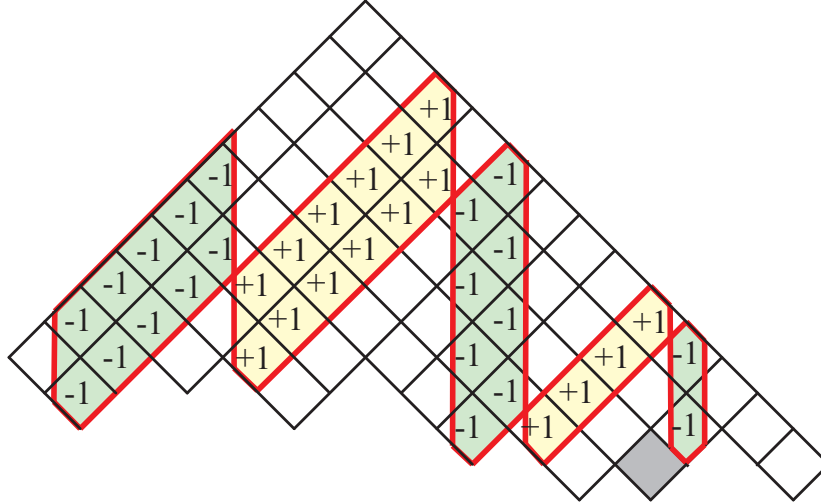


FIGURE 15. The image of a cycle associated with an external cell under the monodromy.

Note that Definition 2.1.5 implies that, for every column, either no cell of the column lies in an accessible rectangle, or some do, in which case they are adjacent, *i.e.*, of the form $(c, t), (c, t+2), \dots, (c, b)$, and they all belong to the same accessible rectangle.

Lemma 2.1.6. *Let D be a Young diagram, K_D be the associated Lorenz link, and h_D be the associated monodromy. Assume that (i, j) is an external of D . Then we have*

$$h_D([i, j]) = \sum_{m \geq 1} \sum_{(k, l) \in A_m(i, j)} (-1)^m [k, l].$$

Proof. For every column c of the diagram D , we introduce a truncated product h_D^c by

$$h_D^c = \prod_{k=c}^{c_r} \prod_{l=t_k}^{b_k} \tau[k, l];$$

remember that c_r refers to the rightmost column of D , and b_k and t_k denote the bottom and top cells of the column k . For every c , by definition we have $h_D^c = \prod_{l=t_c}^{b_c} \tau[c, l] \circ h_D^{c-1}$, and Lemma 1.4.3 implies $h_D = h_D^{c_1}$. We will then evaluate each of terms $h_D^c([i, j])$ one after the other, for c going down from c_r to c_1 .

First suppose $c > i + 1$. Then for every $k \geq c$ and for every l , the intersection number $\langle [i, j] \mid [k, l] \rangle$ is zero. We simply get $h_D^c([i, j]) = [i, j]$.

Now suppose $c = i + 1$. Owing to the decomposition $h_D^c = \prod_{l=t_c}^{b_c} \tau[c, l] \circ h_D^{c-1}$, we find

$$\begin{aligned} [i, j] & \xrightarrow{\tau^{[i+1, j-1]}} [i, j] - [i+1, j-1] \xrightarrow{\tau^{[i+1, j-3]}} [i, j] - ([i+1, j-1] + [i+1, j-3]) \\ & \xrightarrow{\tau^{[i+1, j-5]}} [i, j] - [i+1, j-1] - ([i+1, j-3] + [i+1, j-5]) \xrightarrow{\tau^{[i+1, j-7]}} \dots \\ & \xrightarrow{\tau^{[i+1, |i|+1]}} [i, j] - [i+1, j-1] - [i+1, j-3] - \dots - [i+1, |i|+1], \end{aligned}$$

where $h_D^{i+1}([i, j]) = [i, j] + \sum_{(k, l) \in A_1(i, j)} -[k, l]$.

Let us turn to the case $c = i$. We obtain similarly

$$\begin{aligned} & [i, j] - [i+1, j-1] - [i+1, j-3] - \dots - [i+1, |i|+1] \\ & \xrightarrow{\tau^{[i, j]}} [i, j] - ([i+1, j-1] + [i, j]) - [i+1, j-3] - \dots - [i+1, |i|+1] \\ & = -[i+1, j-1] - [i+1, j-3] - \dots - [i+1, |i|+1] \\ & \xrightarrow{\tau^{[i, j-2]}} -([i+1, j-1] - [i, j-2]) - ([i+1, j-3] + [i, j-2]) - \dots - [i+1, |i|+1] \\ & = -[i+1, j-1] - [i+1, j-3] - \dots - [i+1, |i|+1] \xrightarrow{\tau^{[i, j-4]}} \dots \\ & \xrightarrow{\tau^{[i, |i|+2]}} -[i+1, j-1] - [i+1, j-3] - \dots - [i, |i|+2] - ([i+1, |i|+1] + [i, |i|+2]) \\ & = -[i+1, |i|+1] - [i+1, j-1] - [i+1, j-3] - \dots - [i+1, |i|+1] \\ & \xrightarrow{\tau^{[i, |i|]}} -[i+1, j-1] - \dots - [i+1, |i|+1] - ([i+1, |i|+1] - [i, |i|]) = [i, |i|] + \sum_{(k, l) \in A_1(i, j)} -[k, l] \end{aligned}$$

hence $h_D^i([i, j]) = [i, |i|] + \sum_{(k, l) \in A_1(i, j)} -[k, l]$. Observe that the latter expression can be written $\sum_{m \geq 1} \sum_{(k, l) \in A_m(i, j), k \geq i} (-1)^m [k, l]$.

We now look at the case $c < i$. On the shape of the last expression, let us show that for every $c < i$ we have

$$(10) \quad h_D^c([i, j]) = \sum_{m \geq 1} \sum_{(k, l) \in A_m^K(i, j), k > c} (-1)^m [k, l].$$

We use a induction with c going down from $i-1$ to c_1 . There are two cases.

Case 1. There exists an index r so that at least one cell of the $c+1$ st column lies in the rectangle $A_r(i, j)$. Let $(c+1, t_r), (c+1, t_r+2), \dots, (c+1, b_r)$ denote the cells of this column lying in $A_r(i, j)$. When transforming $h_D^{c+1}([i, j])$ into $h_D^c([i, j])$, we perform Dehn twists along curves associated to the c th column. Since the only cycles in $h_D^{c+1}([i, j])$ having non-zero intersection with curves associated to the c th column are of the form $[c+1, l]$, these are the only cycles that are modified when transforming $h_D^{c+1}([i, j])$ into $h_D^c([i, j])$. By induction hypothesis, we have

$$(11) \quad h_D^{c+1}([i, j]) = \sum_{m \geq 1} \sum_{(k, l) \in A_K^m(i, j), k > c+1} (-1)^m [k, l] + \sum_{l=t_r}^{b_r} (-1)^r [c+1, l].$$

Call S^c the first term in the right-hand side of (11). We just noted that Dehn twists along curves of the c th column do not modify S^c . Therefore we only consider the action of the composition $\prod_{l=t_c}^{b_c} \tau[c, l]$ on the cycle $\sum_{l=t_r}^{b_r} [c+1, l]$. In order to evaluate the result, we again separate two cases, depending on whether the $c+1$ st column contains the west-border of a rectangle or not.

Subcase 1.1. The cells $(c+1, t_r), (c+1, t_r+2), \dots, (c+1, b_r)$ are not on the west side of the rectangle $A_r(i, j)$. We apply the twists associated to the cells of the c th column, and get

$$\begin{aligned} & [c+1, b_r] + [c+1, b_r-2] + \dots + [c+1, t_r] \xrightarrow{\tau[c, b_c]} [c+1, b_r] + [c+1, b_r-2] + \dots + [c+1, t_r] \xrightarrow{\tau[c, b_c-2]} \dots \\ & \xrightarrow{\tau[c, b_r+1]} ([c+1, b_r] + [c, b_r+1]) + [c+1, b_r-2] + \dots + [c+1, t_r] = [c+1, b_r] + [c+1, b_r-2] + \dots + [c, b_r+1] \\ & \xrightarrow{\tau[c, b_r-1]} ([c+1, b_r] - [c, b_r-1]) + ([c+1, b_r-2] + [c, b_r-1]) + \dots + [c+1, t_r] + ([c+1, b_r+1] + [c, b_r-1]) \\ & \quad = [c+1, b_r] + [c+1, b_r-2] + \dots + [c+1, t_r] + [c, b_r+1] + [c, b_r-1] \\ & \xrightarrow{\tau[c, b_r-3]} [c+1, b_r] + ([c+1, b_r-2] - [c, b_r-3]) + ([c+1, b_r-4] + [c, b_r-3]) + \dots + [c+1, t_r] + [c, b_r+1] \\ & + ([c, b_r-1] + [c, b_r-3]) = [c+1, b_r] + [c+1, b_r-2] + \dots + [c+1, t_r] + [c, b_r+1] + [c, b_r-1] + [c, b_r-3] \\ & \xrightarrow{\tau[c, b_r-5]} \dots \xrightarrow{\tau[c, t_r-1]} [c+1, b_r] + [c+1, b_r-2] + \dots + [c+1, t_r] + [c, b_r+1] + [c, b_r-1] + \dots + [c, t_r+1] \\ & \xrightarrow{\tau[c, t_r-1]} [c+1, b_r] + [c+1, b_r-2] + \dots + ([c+1, t_r] - [c, t_r-1]) + [c, b_r+1] + [c, b_r-1] + \dots \\ & + ([c, t_r+1] + [c, t_r-1]) = [c+1, b_r] + [c+1, b_r-2] + \dots + [c+1, t_r] + [c, b_r+1] + \dots + [c, t_r+1] \\ & \xrightarrow{\tau[c, t_r-3]} \dots \xrightarrow{\tau[c, c]} [c+1, b_r] + [c+1, b_r-2] + \dots + [c+1, t_r] + [c, b_r+1] + [c, b_r-1] + \dots + [c, t_r+1]. \end{aligned}$$

By adding the unchanged term S^c , we get (10), as expected.

Subcase 1.2. The cells $(c+1, t_r), (c+1, t_r+2), \dots, (c+1, b_r)$ are on the west side of the rectangle $A_r(i, j)$. Then the cell (c, b_c) lies in the rectangle $A_{r-1}(i, j)$, and by the definition of $A_r(i, j)$ the diagram D contains no cell in position $(c+1, b_c+1)$, implying $b_r > b_c$. The cells of the c th column that lie in $A_{r+1}(i, j)$ are of the form $(c, b_{r+1}), (c, b_{r+1}+2), \dots, (c, t_{r+1})$. Moreover by

the definition of $A_{r+1}(i, j)$ we have $b_{r+1} = t_r + 1$ and $t_{r+1} = |c|$. We deduce

$$\begin{aligned}
& [c+1, b_r] + [c+1, b_r-2] + \cdots + [c+1, t_r] \xrightarrow{\tau^{[c, b_c]}} [c+1, b_r] + [c+1, b_r-2] + \cdots + ([c+1, b_c+1] - [c, b_c]) \\
& + ([c+1, b_c-1] + [c, b_c]) + \cdots + [c+1, t_r] = [c+1, b_r] + [c+1, b_r-2] + \cdots + [c+1, t_r] \xrightarrow{\tau^{[c, b_c-2]}} \cdots \\
& \xrightarrow{\tau^{[c, b_{r+1}+2]}} [c+1, b_r] + [c+1, b_r-2] + \cdots + ([c+1, t_r+2] - [c, b_{r+1}+2]) + ([c+1, t_r] + [c, b_{r+1}+2]) \\
& = [c+1, b_r] + [c+1, b_r-2] + \cdots + [c+1, t_r] \xrightarrow{\tau^{[c, b_{r+1}]}} [c+1, b_r] + [c+1, b_r-2] + \cdots + ([c+1, t_r] - [c, b_{r+1}]) \\
& = [c+1, b_r] + [c+1, b_r-2] + \cdots + [c+1, t_r] - [c, b_{r+1}] \\
& \xrightarrow{\tau^{[c, b_{r+1}-2]}} [c+1, b_r] + [c+1, b_r-2] + \cdots + [c+1, t_r] - ([c, b_{r+1}] + [c, b_{r+1}-2]) \xrightarrow{\tau^{[c, b_{r+1}-4]}} \cdots \\
& \xrightarrow{\tau^{[c, t_c]}} [c+1, b_r] + [c+1, b_r-2] + \cdots + [c+1, t_r] - [c, b_{r+1}] - [c, b_{r+1}-2] - \cdots - ([c, t_c+2] + [c, t_c]) \\
& = [c+1, b_r] + [c+1, b_r-2] + \cdots + [c+1, t_r] - [c, b_{r+1}] - [c, b_{r+1}-2] - \cdots - [c, t_c],
\end{aligned}$$

and once again, by adding the unchanged term S^c , we get (10).

Case 2. No cell of the $c+1$ st column lies in an accessible rectangle. Then the Dehn twists associated to the cells of the c th column do not modify the cycles of $h_D^{c+1}([i, j])$, implying $h_D^c([i, j]) = h_D^{c+1}([i, j])$.

The induction is complete. Since the expression of $h_D^{c_i}([i, j])$ coincides with the desired expression for $h_D([i, j])$, the proof is complete. \square

2.2. Other spanning surfaces for positive links. Our strategy for finding bounds on the eigenvalues of the homological monodromy h_D associated to a Young diagram D is to bound the growth rate of all elements of $H_1(\Sigma_D; \mathbb{Z})$ when iterating the endomorphism h_D . Using the combinatorial information given by Lemmas 2.1.3 and 2.1.6, one can devise the following plan. The ℓ^1 -norm of a cycle increases under h_D only if it has non-zero coordinates corresponding to external cells, in which case the norm is multiplied by at most n , where n is the number of cells of the diagram D . Thus, if we could find a lower bound t_0 for the time needed for the first external cell to appear in the iterates $h_D^t(c)$, then we would deduce that the ℓ^1 -norm grows asymptotically like n^{t/t_0} . This would imply that the moduli of the eigenvalues of h_D are lower than $(\log n)/t_0$. Unfortunately, the information we have on the monodromy so far does not enable us to have such a lower bound on the ‘‘time of first return in an external cell’’.

The goal for the end of the section is to take advantage of the flexibility in the choice of the spanning surface—actually the choice in the presentation of the surface—to obtain another expression for the monodromy, and to let the strategy work.

Let b be a braid and let K be its closure. The standard way of drawing K consists in connecting the top and bottom extremities of b with strands behind b (Figure 11 again). However, we may as well connect with strands in front of b , or even use a combination of back and front connections, without changing the isotopy class of K . As displayed on Figure 16, a spanning surface of K is associated with every such combination. This spanning surface is always an iterated Murasugi sum, but the Murasugi order of the Hopf bands depends on the choice of a front or a back connection for each strand, and so does the presentation of the monodromy of K .

Definition 2.2.1. Let b be a braid with s strands, and σ be an element of $\{+, -\}^s$. We define \hat{b}^σ to be the diagram obtained from b by connecting the top and bottom ends of the i th strand in front the braid b if the i th element of σ is $+$, and beyond b if it is $-$. We define Σ_b^σ to

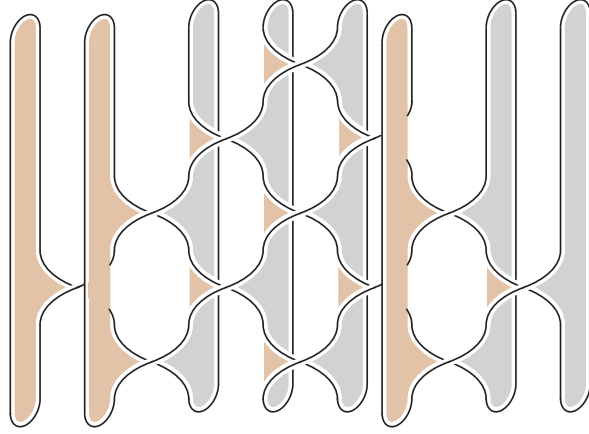


FIGURE 16. The spanning surface associated to the diagram $[3, 2, 1]$ and to the choice $\sigma = \{+, +, -, -, -, +, -, -\}$.

be the surface obtained by applying the Seifert algorithm to \hat{b}^σ , *i.e.* by adding s disks filling the connecting strands of \hat{b}^σ , and connecting them to their neighbours with ribbons attached at each crossing (see Figure 16 for an example).

The knot defined by \hat{b}^σ does not depend on σ , since we can move strands from ahead to behind using isotopies. But there is no reason that these isotopies extend to the surfaces Σ_b^σ . Nevertheless, because the knot K is fibered, it admits a unique spanning surface of minimal genus, and, therefore, all surfaces associated to various choices σ must be isotopic.

For every σ , the surface Σ_b^σ is an iterated Murasugi sum of Hopf bands. While this surface is similar to Σ , the combinatorics associated with Σ_b^σ is in general different from the one associated with Σ . It turns out that the following choice enables us to realise our strategy for finding bounds on eigenvalues.

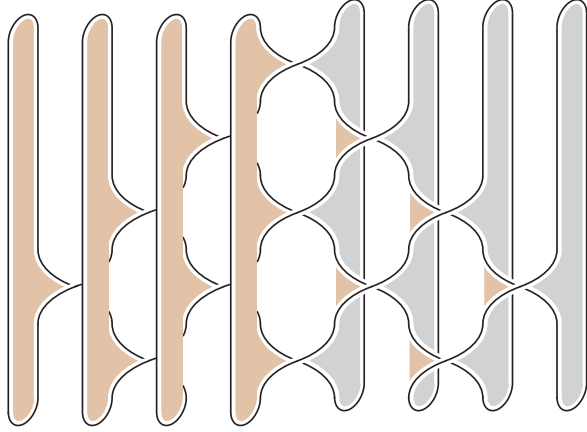
Definition 2.2.2. (See Figure 17.) Let D be a Young diagram. Let b denote the associated Lorenz braid, s its number of strands, and K its closure. Remember that we write c_l (*resp.* c_r) for the index of the left (*resp.* right) column of D . Let σ_D denote the element $(+, +, \dots, -, \dots)$ of $\{+, -\}^s$, with c_l+1 $+$ -signs and c_r+1 $-$ -signs. We define the *mixed Seifert surface* $\widetilde{\Sigma}_D$ of K to be the surface $\Sigma_b^{\sigma_D}$.

We can now derive an analog of Proposition 1.4.2 for the mixed surface. In the sequel, it will be necessary to consider the inverse h_D^{-1} of the monodromy instead of h_D —the advantage being that external cells will be replaced by central cells, whose images under h_D^{-1} are better controlled than the images of external cells under h_D .

Proposition 2.2.3. *Let D be a Young diagram with n cells. Let K_D be the associated Lorenz knot and $\widetilde{\Sigma}_D$ be associated mixed Seifert surface.*

- (i) *The surface $\widetilde{\Sigma}_D$ is an iterated Murasugi sum of n Hopf bands $\widetilde{\mathcal{H}}_{i,j}$, each of them associated to one of the n cells of D .*
- (ii) *The band $\widetilde{\mathcal{H}}_{i_1, j_1}$ is before $\widetilde{\mathcal{H}}_{i_2, j_2}$ in Murasugi order if and only if we have*

$$\begin{aligned} & i_1, i_2 \geq 0, \quad i_1 \geq i_2, \quad i_1 + j_1 \geq i_2 + j_2, \quad \text{and} \quad (i_1, j_1) \neq (i_2, j_2) \\ \text{or} \quad & i_1, i_2 \leq 0, \quad |i_1| \geq |i_2|, \quad |i_1| + j_1 \geq |i_2| + j_2, \quad \text{and} \quad (i_1, j_1) \neq (i_2, j_2). \end{aligned}$$

FIGURE 17. The mixed Seifert surface associated to the diagram $[3, 2, 1]$.

(iii) For each cell (i, j) of D , choose a curve $\tilde{\gamma}_{i,j}$ that is the core of the annulus $\tilde{\mathcal{H}}_{i,j}$. Then the cycles $\{\tilde{\gamma}_{i,j}\}_{(i,j) \in D}$ form a basis of $H_1(\tilde{\Sigma}_D; \mathbb{Z})$. The intersection number $\langle \tilde{\gamma}_{i_1, j_1} | \tilde{\gamma}_{i_2, j_2} \rangle$ is

$$\begin{cases} +1 & \text{if } (i_2, j_2) = (i_1 + 1, j_1 + 1), (i_1, j_1 - 2), \text{ or } (i_1 - 1, j_1 + 1), \\ -1 & \text{if } (i_2, j_2) = (i_1 + 1, j_1 - 1), (i_1, j_1 + 2), \text{ or } (i_1 - 1, j_1 - 1), \\ 0 & \text{otherwise.} \end{cases}$$

(iv) Denote by $\tilde{\tau}[i, j]$ the Dehn twist of The monodromy h_D of K satisfies

$$\begin{aligned} h_D &= \prod_{c=c_r}^1 \prod_{j=b_c}^{t_c} \tau[c, j]_{\sigma} \circ \prod_{c=c_l}^{-1} \prod_{j=b_c}^{t_c} \tau[c, j]_{\sigma} \circ \prod_{j=b_0}^{t_0} \tau[0, j]_{\sigma}, \\ h_D^{-1} &= \prod_{j=t_0}^{b_0} \tau[0, j]_{\sigma}^{-1} \circ \prod_{c=-1}^{c_l} \prod_{j=t_c}^{b_c} \tau[c, j]_{\sigma}^{-1} \circ \prod_{c=1}^{c_r} \prod_{j=t_c}^{b_c} \tau[c, j]_{\sigma}^{-1}. \end{aligned}$$

Proof. The proof of (i), (ii), (iii) is similar to the proof of their counterparts in Proposition 2.2.3. As for (iv), Dehn twists are performed in the order depicted in Figure 18. It is compatible with the Murasugi order of (ii). The expression for h_D then follows from Proposition 1.3.3. \square

2.3. Combinatorics of the monodromy: second attempt. All results of Section 2.1 can now be restated in the context of mixed Seifert surface. The cells of the Young diagram can no longer be partitioned into internal and external cells, but, instead, we use the five types displayed on Figure 22. Hereafter we shall complete the computation for the inverse h_D^{-1} of the monodromy, which turns out to be (slightly) simpler than the computation of h_D .

In this part, we fix a Young diagram D with n cells. Let K be the associated Lorenz knot, and $\tilde{\Sigma}_D$ be the associated mixed Seifert surface, seen as an iterated Murasugi sum of n Hopf bands. Let $\{\tilde{\gamma}_{i,j}\}_{(i,j) \in D}$ be a family of curves on $\tilde{\Sigma}_D$, each of them being the core of one of the Hopf bands. We write $[i, j]_{\sigma}$ for the class of $\tilde{\gamma}_{i,j}$ in $H_1(\tilde{\Sigma}_D; \mathbb{Z})$.

The analog of Lemma 2.1.1 is

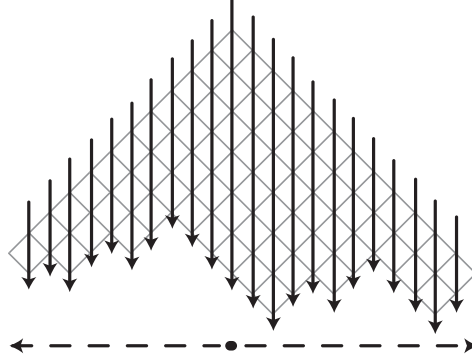


FIGURE 18. The order of Dehn twists for (the inverse of) the monodromy; this order is compatible with the Murasugi order associated to the mixed Seifert surfaces.

Lemma 2.3.1. *Let γ be a curve on $\widetilde{\Sigma}_D$. Suppose that its class $[\gamma]_\sigma$ in $H_1(\widetilde{\Sigma}_D; \mathbb{Z})$ is equal to $\sum_{k,l} x_{k,l} [k, l]_\sigma$. Then for every cell (i, j) of D , we have*

$$\begin{aligned} \tau[i, j]_\sigma^{-1}([\gamma]_\sigma) &= [\gamma]_\sigma - \langle [h]_\sigma | [i, j]_\sigma \rangle [i, j]_\sigma \\ &= [\gamma]_\sigma + (x_{i+1, j+1} - x_{i, j+2} + x_{i-1, j+1} - x_{i-1, j-1} + x_{i, j-2} - x_{i+1, j-1}) [i, j]_\sigma. \end{aligned}$$

The analog of internal cells – the cells whose image under h_D^{-1} is an adjacent cell – are the *peripheral* cells.

Definition 2.3.2. A cell of D with coordinates (i, j) is called *central* for $i = 0$, *right medial* for $i = 1$, *left medial* for $i = -1$, *right peripheral* for $i > 1$, and *left peripheral* for $i < -1$.

Lemma 2.3.3. *Assume that (i, j) is a right (resp. left) peripheral cell of D . Then we have*

$$h_D^{-1}([i, j]_\sigma) = [i-1, j-1]_\sigma \quad (\text{resp. } [i+1, j-1]_\sigma).$$

The proof mimics the one of Lemma 2.1.3.

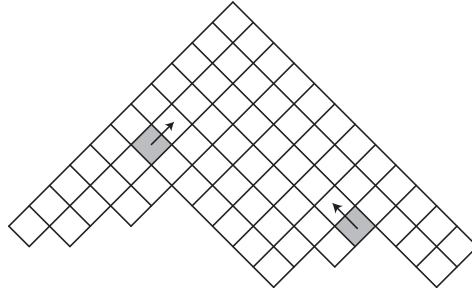


FIGURE 19. Images of peripheral cells under the inverse of the monodromy.

Now, we are looking for an expression of the images under h_D^{-1} of central, right medial and left medial cells. Actually, rather than central cells, we look at another family of cycles, whose image is simpler.

Definition 2.3.4. Let $(0, j)$ denote a central cell of D , we call *try square* the set E_j of cells $\{(0, j), (-1, j-1), (1, j-1), (-2, j-2), (2, j-2), \dots, (-j/2, j/2), (j/2, j/2)\}$.

Lemma 2.3.5. *Let E_j be a try square of D . Then we have*

$$h_D^{-1}\left(\sum_{(k,l)\in E_j} [k,l]_\sigma\right) = \sum_{(k,l)\in E_{j-1}} [k,l]_\sigma.$$

Proof. Lemma 2.3.3 describes the images of all cells of the try square E_j under h_D^{-1} , except the cells $(0,j)$, $(-1,j-1)$ and $(1,j-1)$. It is therefore sufficient to show the equality $h_D^{-1}([0,j]_\sigma + [-1,j-1]_\sigma + [1,j-1]_\sigma) = [0,j-2]_\sigma$. Using Proposition 2.2.3(iv), and considering only the twists that modify the cycle we are considering, we obtain

$$\begin{aligned} & [0,j]_\sigma + [-1,j-1]_\sigma + [1,j-1]_\sigma \\ \tau_{\xrightarrow{[0,j-2]_\sigma}} & ([0,j]_\sigma - [0,j-2]_\sigma) + ([-1,j-1]_\sigma + [0,j-2]_\sigma) + ([1,j-1]_\sigma + [0,j-2]_\sigma) \\ = & [0,j-2]_\sigma + [0,j]_\sigma + ([-1,j-1]_\sigma + [1,j-1]_\sigma) \\ \tau_{\xrightarrow{[0,j]_\sigma}} & ([0,j-2]_\sigma + [0,j]_\sigma) + [0,j]_\sigma + [-1,j-1]_\sigma - [0,j]_\sigma + ([1,j-1]_\sigma - [0,j]_\sigma) \\ = & [0,j-2]_\sigma + [-1,j-1]_\sigma + [1,j-1]_\sigma \\ \tau_{\xrightarrow{[1,j-3]_\sigma}} & ([0,j-2]_\sigma + [1,j-3]_\sigma) + [-1,j-1]_\sigma + ([1,j-1]_\sigma - [1,j-3]_\sigma) \\ = & [0,j-2]_\sigma + [-1,j-1]_\sigma + [1,j-1]_\sigma \\ \tau_{\xrightarrow{[1,j-1]_\sigma}} & ([0,j-2]_\sigma - [1,j-3]_\sigma) + [-1,j-1]_\sigma + [1,j-1]_\sigma = [0,j-2]_\sigma + [-1,j-1]_\sigma \\ \tau_{\xrightarrow{[-1,j-1]_\sigma}} & [0,j-2]_\sigma, \end{aligned}$$

as expected. \square

Accessible rectangles also have an analog: accessible rays.

Definition 2.3.6. Let (i,j) be the coordinates of a cell of the Young diagram. Then the *left ray* $R_{i,j}^{\nwarrow}$ is defined as the set of cells $\{(k,l) \mid k \leq i \text{ and } k+l = i+j\}$, the *right ray* $R_{i,j}^{\nearrow}$ is defined as the set $\{(k,l) \mid k \geq i \text{ and } k-l = i-j\}$, and the *vertical ray* $R_{i,j}^\downarrow$ as the set $\{(k,l) \mid l \geq j \text{ and } k = i\}$. The top and bottom cells of a ray are defined in the obvious way, and are denoted $t(R_{i,j}^{\nwarrow})$ and $b(R_{i,j}^{\nwarrow})$ respectively.

Lemma 2.3.7. *Let $(1,j)$ be a right medial cell of the diagram D . Then we recursively define the accessible sets $A_m(1,j)$ as follows:*

- (i) *the set $A_0(1,j)$ is the ray $R_{0,j-1}^{\nwarrow}$;*
- (ii) *the set $A_1(1,j)$ is the ray $R_{t(A_K^0(1,j))+(-1,1)}^\downarrow$;*
- (iii) *as long as $b(A_{2m-1}(1,j)) + (-1,1)$ is in D , we set $A_{2m}(1,j) = R_{b(A_K^{2m-1}(1,j))+(-1,1)}^{\nwarrow}$, otherwise the construction stops;*
- (iv) *the set $A_{2m+1}(1,j)$ is the ray $R_{t(A_K^{2m}(1,j))+(-1,1)}^\downarrow$.*

Then we have

$$(12) \quad h_D^{-1}([1,j]_\sigma) = \sum_{m \geq 0} \sum_{(k,l) \in A_m(1,j)} (-1)^m [k,l]_\sigma.$$

We define accessible sets of right medial cells in the same way, and we have

$$(13) \quad h_D^{-1}([-1,j]_\sigma) = \sum_{m \geq 0} \sum_{(k,l) \in A_m(1,j)} (-1)^m [k,l]_\sigma.$$

The proof is a computation similar to that in the proof of Lemma 2.1.6. We skip it.

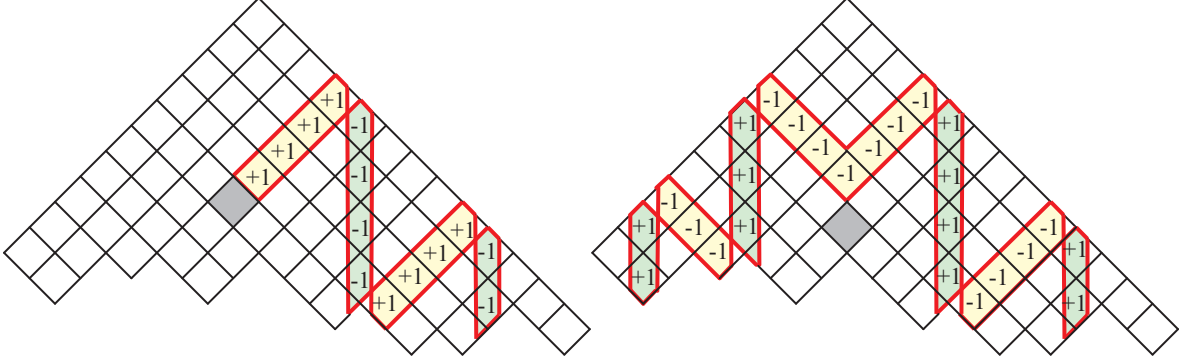


FIGURE 20. On the left, the image of a left medial cell under the inverse of the monodromy. On the right, the image of a central cell.

In the same vein, we have

Lemma 2.3.8. *Let $(0, j)$ be a central cell of D with $j > 0$. For all $m \geq 1$, define the accessible set $A_m(0, j)$ to be the union $A_m(1, j-1) \cup A_m(-1, j-1)$. Then we have*

$$(14) \quad h_D^{-1}([0, j]_\sigma) = - \sum_{(k, l) \in E_{j-2}} [k, l]_\sigma + \sum_{m \geq 1} \sum_{(k, l) \in A_K^m(0, j)} (-1)^{m+1} [k, l]_\sigma.$$

The key point, which has no counterpart in the case of the standard Seifert surface, is as follows. We recall that n stands for the number of cells of the diagram D , and that $b_{-j/2}$ is the vertical coordinate of the bottom cell of the column with abscissa $-j/2$.

Lemma 2.3.9. *Let $(1, j)$ be a right medial cell of the diagram D . Then the cycle $h_D^{-2}([1, j]_\sigma)$ is the sum of at most n elementary cycles $[k, l]_\sigma$ all satisfying $k + l \leq -j/2 - b_{-j/2}$.*

Proof. Using (12), we obtain

$$\begin{aligned} h_D^{-1}([1, j]_\sigma) &= [0, j-1]_\sigma + [-1, j-2]_\sigma + \sum_{(k, l) \in A_K^0(-1, j), k \leq -2} [k, l]_\sigma \\ &\quad - \sum_{(k, l) \in A_K^1(-1, j)} [k, l]_\sigma + \sum_{m \geq 2} \sum_{(k, l) \in A_K^m(-1, j)} (-1)^m [k, l]_\sigma. \end{aligned}$$

Comparing (12) and (14), and looking at Figure 20, one sees that the part of $h_D^{-1}([0, j-1]_\sigma)$ in the right columns coincides with $-h_D^{-1}([-1, j-2]_\sigma)$. Hence both contributions vanish, and

we find

$$\begin{aligned}
h_D^{-2}([1, j]_\sigma) &= h_D^{-1}([0, j-1]_\sigma + [-1, j-2]_\sigma) + \sum_{(k,l) \in A_K^0(1,j), k \geq 2} h_D^{-1}([k, l]_\sigma) \\
&\quad - \sum_{(k,l) \in A_K^1(1,j)} h_D^{-1}([k, l]_\sigma) + \sum_{m \geq 2} \sum_{(k,l) \in A_K^m(1,j)} (-1)^m h_D^{-1}([k, l]_\sigma) \\
&= - \sum_{(k,l) \in A_K^0(1,j-2), k \leq -1} [k, l]_\sigma + \sum_{(k,l) \in A_K^1(1,j-2)} [k, l]_\sigma \\
&\quad + \sum_{m \geq 2} \sum_{(k,l) \in A_K^m(1,j-2)} (-1)^{m+1} [k, l]_\sigma + \sum_{(k,l) \in A_K^0(1,j), k \leq -2} h_D^{-1}([k, l]_\sigma) ([k, l]_\sigma) \\
&\quad - \sum_{(k,l) \in A_K^1(1,j)} h_D^{-1} + \sum_{m \geq 2} \sum_{(k,l) \in A_K^m(1,j)} (-1)^m h_D^{-1}([k, l]_\sigma).
\end{aligned}$$

Since we have $h_D^{-1}([k, l]_\sigma) = [k+1, l-1]_\sigma$ for every $k \leq -2$, the first two terms in the parenthesis vanish when added to the first one outside, whence

$$h_D^{-2}([1, j]_\sigma) = \sum_{m \geq 2} \sum_{(k,l) \in A_K^m(1,j-2)} (-1)^{m+1} [k, l]_\sigma + \sum_{m \geq 2} \sum_{(k,l) \in A_K^m(1,j)} (-1)^m [k+1, l-1]_\sigma.$$

Depending on whether the iterative constructions of the sets $A^m(1, j-2)$ and $A_m(1, j)$ stop or not, some other terms might vanish. In all cases, at most n cycles $[k, l]_\sigma$ remain, all of them lying in the part at the bottom left of $A_m(1, j-2)$, and therefore satisfying $k+l \leq -j/2 - b_{-j/2}$. This completes the proof. \square

There is one cell whose image has not yet been determined, namely the cell $(0, 0)$. It is the subject of the last lemma of this section.

Lemma 2.3.10. (See Figure 21.) We recursively define accessible sets $B_m(0, 0)$ and $C_m(0, 0)$ as follows

- (i) we put $B_0(0, 0) = C_0(0, 0) = R_{0,0}^\downarrow$;
- (ii) $b(B_{2m-2}(0, 0)) + (-1, 1)$ is a cell of D , we set $B_{2m-1}(0, 0) = R_{b(B_{2m-2}(0,0))+(-1,1)}^{\searrow}$, otherwise the construction stops;
- (iii) we set $B_{2m}(0, 0) = R_{t(B_{2m-1}(0,0))+(-1,1)}^\downarrow$;
- (iv) similarly, while $b(C_{2m-2}(0, 0)) + (1, 1)$ is in D , we set $C_{2m-1}(0, 0) = R_{b(C_{2m-2}(0,0))+(1,1)}^{\nearrow}$, otherwise the construction stops;
- (v) we set $C_{2m}(0, 0) = R_{t(C_{2m-1}(0,0))+(1,1)}^\downarrow$.

Then we have

$$h_D^{-1}([0, 0]_\sigma) = \sum_{(k,l) \in B_0(0,0)} [k, l]_\sigma + \sum_{m \geq 1} \sum_{(k,l) \in B_m(0,0)} (-1)^m [k, l]_\sigma + \sum_{m \geq 1} \sum_{(k,l) \in C_m(0,0)} (-1)^m [k, l]_\sigma,$$

and

$$\begin{aligned}
h_D^{-2}([0, 0]_\sigma) &= - \sum_{(k,l) \in E_{b_0}} [k, l]_\sigma + \sum_{m \geq 2} \sum_{(k,l) \in B_m(0,0)} (-1)^m [k+1, l-1]_\sigma \\
&\quad + \sum_{m \geq 2} \sum_{(k,l) \in C_m(0,0)} (-1)^m [k-1, l-1]_\sigma.
\end{aligned}$$

Once again the proof is a computation similar to the proof of Lemma 2.1.6.

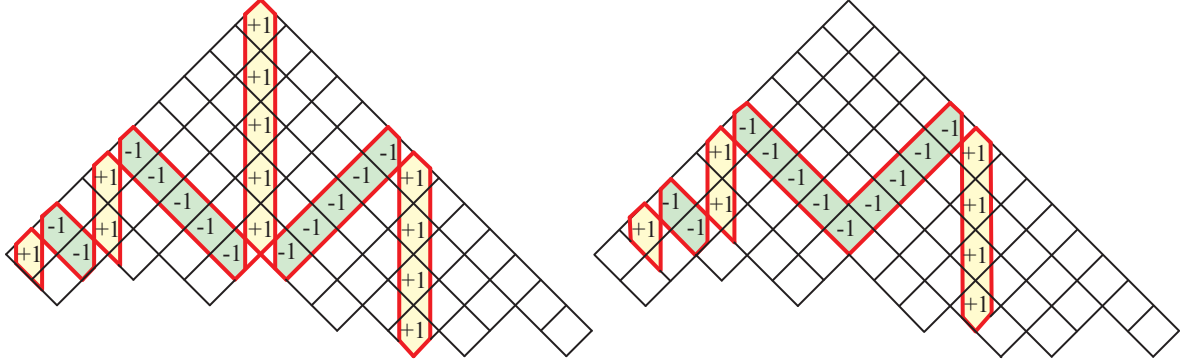


FIGURE 21. On the left, the image of the cycle $[0,0]_\sigma$ under the inverse of the monodromy. On the right, its image under the square of the inverse.

3. THE SPECTRAL RADIUS OF THE MONODROMY

In this final section, we use the results of Section 2.3 to establish a bound on the ℓ^1 -norm of the inverse of the monodromy. We then deduce bounds for the eigenvalues of the monodromy and, from there, on the zeroes of the Alexander polynomial. We then illustrate the result with a few examples and conclude with questions.

3.1. Proof of the main result. We now use the analysis of Section 2.3 to precisely describe the iteration of the monodromy on the various cycles according to their position in the Young diagram. It turns out that finitely many patterns only can appear.

Definition 3.1.1. Let D be a Young diagram with n cells, and $\widetilde{\Sigma}_D$ be the associated mixed Seifert surface. We recall that the central column has $b_0 + 1$ cells. Then the cycle $[i, j]_\sigma$ associated with the cell with coordinates (i, j) is said to be of type

$$\begin{cases} I_\alpha \text{ (resp. } I_\beta) & \text{if the cell } (i, j) \text{ is central with } j \leq b_0/2 \text{ (resp. } j > b_0/2), \\ II_\alpha \text{ (resp. } II_\beta) & \text{if the cell } (i, j) \text{ is medial (left or right) with } j \leq b_0/2 \text{ (resp. } j > b_0/2), \\ III & \text{if we have } |i| > b_0/4, \\ IV & \text{if we have } |i| \leq b_0/4 \text{ and } j - |i| > b_0/2, \\ X & \text{otherwise.} \end{cases}$$

A cycle associated to a try square E_j is said to be of type

$$V_\alpha \text{ (resp. } V_\beta) \quad \text{if } j \leq b_0/2 \text{ (resp. } j > b_0/2).$$

Lemma 3.1.2. Let D be a Young diagram, and $\widetilde{\Sigma}_D$ be the associated mixed Seifert surface. Then the cycles of type $II_\alpha, II_\beta, III, IV, X, V_\alpha$ and V_β form a basis of $H_1(\widetilde{\Sigma}_D; \mathbb{Z})$.

Proof. Owing to Proposition 2.2.3, the cycles of type $I_\alpha, I_\beta, II_\alpha, II_\beta, III, IV$ and X form a basis of $H_1(\widetilde{\Sigma}_D; \mathbb{Z})$. Since a try square E_j is the sum of the cell $(0, j)$ and of several cells of types III and X , we keep a basis when replacing the cycle $[0, j]_\sigma$ by $\sum_{(k,l) \in E_j} [k, l]_\sigma$ for every j . \square

We now collect all information on different types of cells.

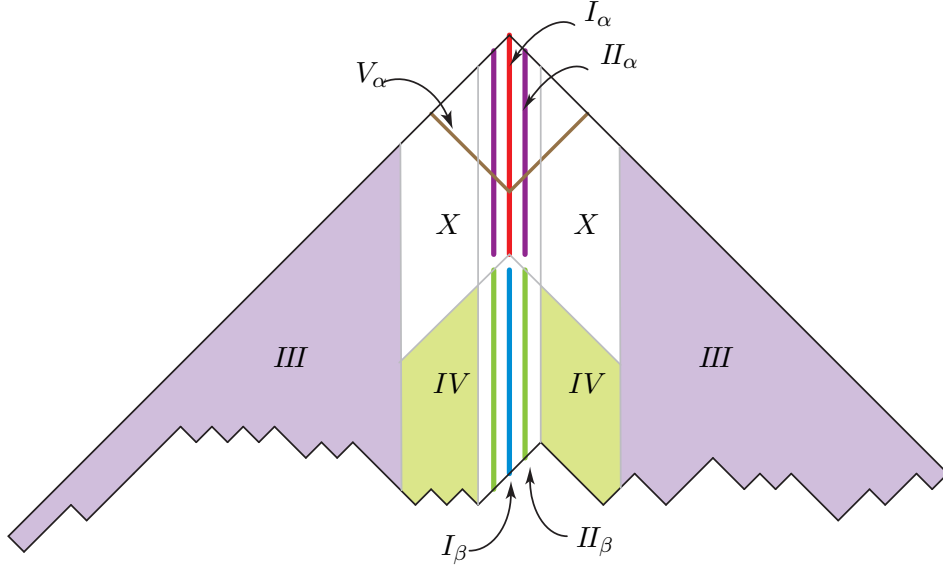


FIGURE 22. Cell types in a Young diagram.

Lemma 3.1.3. (See Figure 23.) Let D be a Young diagram, K_D be the associated Lorenz knot, $\widetilde{\Sigma}_D$ be the associated mixed Seifert surface, and h_D be the homological monodromy of K_D . Let c be a basic cycle of $H_1(\widetilde{\Sigma}_D; \mathbb{Z})$. Then for c of type

$$\left\{ \begin{array}{l} \text{III} \quad \text{there exists } t_c \geq b_0/4 \text{ such that } h_D^{-t_c}(c) \text{ is of type } II_\alpha \text{ or } II_\beta; \\ \text{IV} \quad \text{there exists } t_c \leq b_0/4 \text{ such that } h_D^{-t_c}(c) \text{ is of type } II_\beta; \\ V_\alpha \quad \text{there exists } t_c \leq b_0/4 \text{ such that } h_D^{-t_c}(c) \text{ is the cycle } [0, 0]_\sigma; \\ V_\beta \quad \text{there exists } t_c \geq b_0/4 \text{ such that } h_D^{-t_c}(c) \text{ is the cycle } [0, 0]_\sigma; \\ II_\alpha \quad \text{the cycle } h_D^{-2}(c) \text{ is the sum of at most } n \text{ cycles of type III or IV}; \\ II_\beta \quad \text{the cycle } h_D^{-2}(c) \text{ is the sum of at most } n \text{ cycles of type III}. \end{array} \right.$$

Also the cycle $h_D^{-2}([0, 0]_\sigma)$ is the sum of one cycle of type V_β and of at most n cycles of type III.

Proof. If c is of type III or IV, then c corresponds to a peripheral cell, and Lemma 2.3.3 implies that iterated images of c under h_D^{-1} go step by step to the center, jumping from one cell to an adjacent one closer to the center of D . The time needed is then prescribed by the distance between the initial cell and the three central columns of D .

For c is of type V_α or V_β , Lemma 2.3.5 describes its iterated images. They are of type V until they reach the cycle $[0, 0]_\sigma$, and the time needed is half the initial height. For c of type II , the key-case, Lemma 2.3.7 describes its image by h_D^{-2} which, again, has the expected form. Finally, Lemma 2.3.10 describes the image of $[0, 0]_\sigma$. \square

We can now state the main result.

Proposition 3.1.4. Let D be a Young diagram with n cells, whose central column has $b_0/2$ cells. Let K_D be the associated Lorenz knot. Then all eigenvalues of the homological monodromy of K_D lie in the annulus $\{z \in \mathbb{C} \mid n^{-8/b_0} \leq |z| \leq n^{8/b_0}\}$.

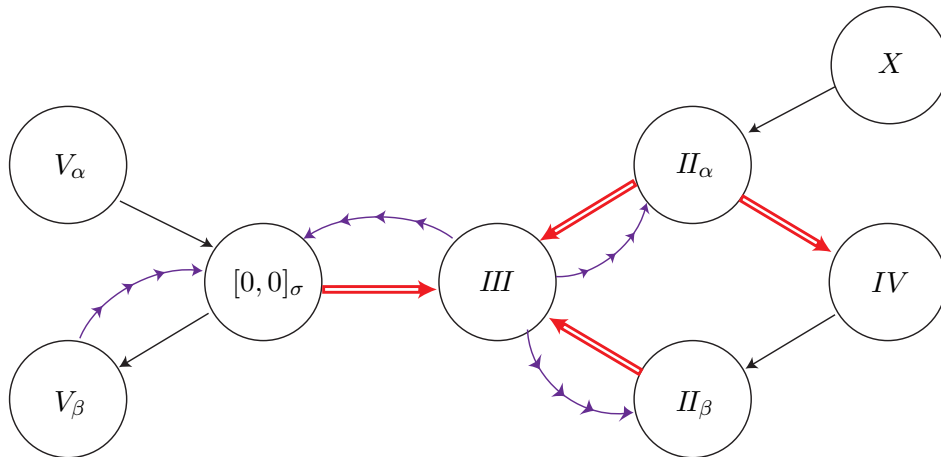


FIGURE 23. Growth of the ℓ^1 -norm of cycles when the monodromy is iterated. Bold arrows mean that the number of cycles may be multiplied by at most n . Small consecutive arrows mean that at least $b_0/4$ iterations are needed in order to reach the final cell. The key point is that every path containing at least three bold arrows must include a sequence of small arrows.

Proof. (See Figure 23) Let $\widetilde{\Sigma}_D$ be the mixed Seifert surface associated with D . Let c be a basic cycle of $H_1(\widetilde{\Sigma}_D; \mathbb{Z})$. By Lemma 3.1.3, the inverse of the monodromy h_D^{-1} can increase the ℓ^1 -norm of c only if c is of type II_α, II_β , or if c is the cycle $[0, 0]_\sigma$. Figure 23 shows that this cannot happen too often: after two iterations, the cycle $[0, 0]_\sigma$ and all cycles of type II_β are transformed into at most n cycles of type III , whose norm will not grow in the next $b_0/4$ iterations of h_D^{-1} . If c is of type II_α , then there may be two iterations that increase the norm, but the limitation arises: all subsequent cycles are of type III . Therefore, the norm can be multiplied by at most n^2 in a time $b_0/4$. Then there exists a constant A so that for every cycle c and every time t , we have

$$|\log(\|h_D^{-t}(c)\|_1)| \leq \frac{8 \log n}{b_0} t + A.$$

It follows that the eigenvalues of h_D^{-1} lie in the disk $\{z \mid |z| \leq n^{8/b_0}\}$.

On the other hand, the map h_D preserves the intersection form on $\widetilde{\Sigma}_D$, which is a symplectic form [12, chapter 6]. This implies that the spectrum of h_D is symmetric with respect to the unit circle [15, chapter 1]. We deduce that the eigenvalues of h_D lie in the annulus $\{z \mid n^{-8/b_0} \leq |z| \leq n^{8/b_0}\}$. \square

We can now conclude.

Proof of Theorem A. As Lorenz knots are fibered, the zeroes of their Alexander polynomial are eigenvalues of the homological monodromy [32]. The genus of a Lorenz knot is half the number of cells in every associated Young diagrams [10, Corollary 2.4], and its braid index is the number of cells of the central column plus one [16, main theorem]. The result therefore follows from applying Proposition 3.1.4 with $n = 2g$ and $b_0 = 2b - 2$. \square

Example 3.1.5. It is known that every algebraic knot is a Lorenz knot [5], and that the zeroes of the Alexander polynomial of an algebraic knot all lie on the unit circle. Therefore they *a fortiori* lie in the annulus given by Theorem A.

The first Lorenz knot whose Alexander polynomial has at least one zero outside the unit circle is the knot associated with the Young diagram $(4, 4, 2)$ (see the census [9] of the Lorenz knots with period at most 21). Its genus is 5 and its braid index is 3. One can indeed check that the 10 zeroes of the Alexander polynomial satisfy $20^{-4/2} \leq |z| \leq 20^{4/2}$, as prescribed by Theorem A.

The zeroes of the Alexander polynomials of two generic Lorenz knots with respective braid index 40 and 100 are displayed on Figure 24. As asserted in Theorem A, all zeroes lie in some annulus around the unit circle, and the width of the annulus decreases when the braid index increases. Experiments involving large samples of random Young diagrams suggest that the pictures of Figure 24 are typical for Lorenz knots of the considered size, *i.e.*, that the width of the annulus is roughly determined by the braid index.

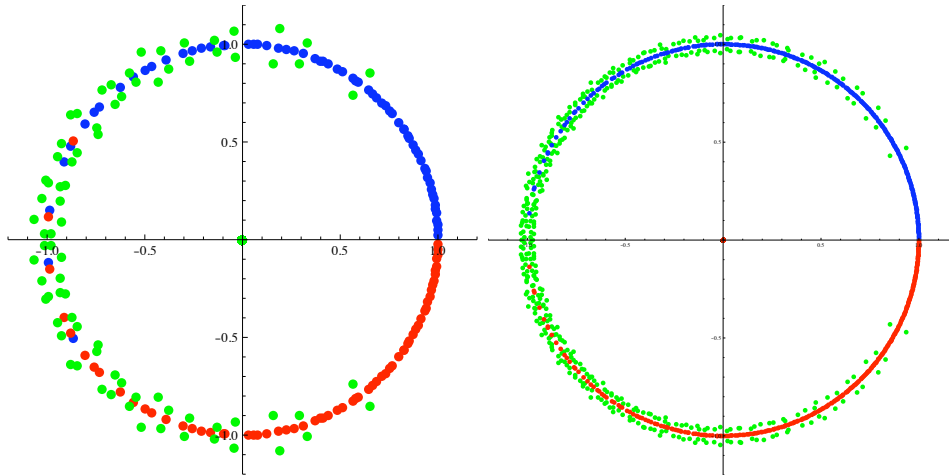


FIGURE 24. Positions of the zeroes of the Alexander polynomial of two generic Lorenz knots, with braid index 40 and genus 100 on the left, and with braid index 100 and genus 625 on the right. Green dots correspond to zeroes outside the unit circle, whereas blue and red dots correspond to zeroes on the circle. The annulus containing the zeroes is smaller on the right, as stated by Corollary 3.1.8 for typical Lorenz knots.

We now mention two direct consequences of Theorem A. The first one is a criterion for proving that a knot is not a Lorenz knot.

Definition 3.1.6. Assume that K is a knot. Let b be its braid index, g be its genus, and m be the maximal modulus of a zero of its Alexander polynomial. Then define the invariant $r(K)$ as the quotient $(b - 1) \log(m) / \log(2g)$.

Corollary 3.1.7. *Let K be a knot. If $r(K) > 1$ holds, then K is not a Lorenz knot.*

Indeed, if $r(K)$ is larger than 1, then at least one zero of the Alexander polynomial of K does not lie in the annulus of Theorem A, so that the knot cannot be a Lorenz knot. Using the tables of Livingstone [31] for knot invariants up to 11 crossings, we could check in this

way that 18 out of the 502 knots are not of Lorenz type (according to [21, 9], there are only 8 Lorenz knots in the above range).

The second consequence of Theorem A involves the asymptotical position of the zeroes of the Alexander polynomials of a closed orbit of the Lorenz flow, when the length of the orbit goes to infinity. For all t , they are only finitely many closed orbits whose period lies in the interval $[t, (1+\epsilon)t]$. The result states that the longer the orbit, the closer its roots to the unit circle.

Corollary 3.1.8. *For every ϵ , there exist c, c' so that the proportion of Lorenz knots with period in the interval $[t, (1+\epsilon)t]$ and with zeroes of the Alexander polynomial all lying in the annulus $\{z \in \mathbb{C} \mid ct^{-c'/t} \leq |z| \leq ct^{c'/t}\}$ tends to 1 as t goes to infinity.*

Proof. There exists a constant d such that a generic length t orbit of the Lorenz flow crosses the axes of the Lorenz template (see [10, Figure 1]) at least dt times. Therefore the sum of the width and the height of the Young diagrams associated to generic orbits is at least dt . The braid index of the knot being the size of the largest square sitting inside the Young diagram, it is at least $dt/4$ for a generic period t orbit. The genus of the knot being half the number of cells of the diagram, it is at most $(dt)^2/8$. Therefore the width of the annulus of Theorem A associated to generic orbits of the Lorenz flow is at most $(dt/2)^{8/dt}$. \square

3.2. Further questions. We conclude with a few more speculative remarks.

First, by Corollary 3.1.7, for every Lorenz knot K , the invariant $r(K)$ is smaller than 1. Numerical experiments indicate that, for Lorenz knots, $r(K)$ might tend to a number close to 0.15 when both the braid index and the genus tend to infinity. This suggests that the order of magnitude exhibited in Theorem A is optimal, but that the constant in the exponent could be improved. More generally, this refers to

Question 3.2.1. Is the lower bound of Theorem A optimal?

A vast abundance of articles [3, 24, 25, 28, 35] are more interested by the dilatation of surface homeomorphisms, which controls the action of the homeomorphism on curves, rather than cycles. Unless the underlying train tracks are orientable – a very strong restriction pointed out to us by J. Birman and not achieved in general by Lorenz knots – these two invariants do not coincide, the geometrical growth rate being larger, so that our main result does not allow to control the dilatation of the monodromies of the Lorenz knots. However, the key-lemma 2.1.3 also holds for curves. Indeed, the image of a curve surrounding an internal cell of a Lorenz knot is a curve surrounding a neighbouring cell. This suggests that curves might also be stretched at a slow rate by the monodromy.

Question 3.2.2. Does the dilatation of the monodromy of a Lorenz knot admit bounds similar to Theorem A?

For generic Lorenz knots, the braid index is of the order of the square root of the genus, so that the value of the parameter $\log(m)$ is of the order of $\log(g)/\sqrt{g}$, a value coherent with the above mentioned computer experiments. By contrast, a theorem of Penner [35] says that the dilatation of a pseudo-Anosov map on a surface of genus g is bounded from below by a function of the order of $1/g$, an optimal bound. Therefore, the monodromies of generic Lorenz knots do not seem to be pseudo-Anosov homeomorphisms with minimal growth rate. Nevertheless, the situation could be different for particular subfamilies:

Question 3.2.3. Is there an infinite family of Lorenz knots admitting monodromies with a homological growth rate of the order of $1/g$?

In a totally different direction, Figure 25 shows the location of the zeroes of the Alexander polynomial of random positive braids with braid index 3, 4, and 5, respectively, and of a non-positive random braid. When the braid index has a fixed value b and we consider positive braids with increasing length, the majority of the roots seem to accumulate on a specific curve, which depends on the braid index and on the probabilities of the generators σ_i , and which is smooth except at some singular points whose arguments are multiples of $2\pi/b$. This situation contrasts with Theorem A radically, and no explanation is known so far.

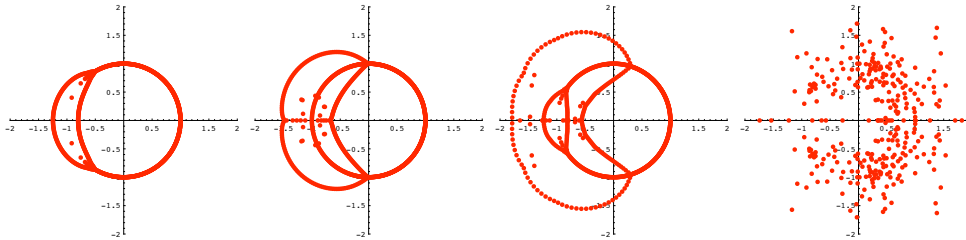


FIGURE 25. The zeroes of the Alexander polynomial of random braids of length 200. From left to right: a positive braid of index 3, a positive braid of index 4, a positive braid of index 5, and a braid with both positive and negative crossings of index 5; in each case the generators σ_i are chosen with a uniform distribution. In the first three cases, the zeroes seem to accumulate on very particular curves.

Via the Burau representation, the Alexander polynomial of the closure of a length ℓ braid of index n can be expressed as the determinant of a matrix of the form $M_{i_1} M_{i_2} \cdots M_{i_\ell} - I_n$, where M_1, \dots, M_n are the matrices of $\mathcal{M}_n(\mathbb{Z}[z])$ that correspond to the length one braids σ_i . Then, a complex number z is a zero of the Alexander polynomial if and only if 1 is an eigenvalue of the corresponding product of matrices. Looking at Figure 25 leads to

Question 3.2.4. Let M_1, \dots, M_m be fixed invertible matrices in $\mathcal{M}_n(\mathbb{Z}[z])$. Form the product $\Pi_\ell(z) = M_{i_1} M_{i_2} \cdots M_{i_\ell}$ where i_1, \dots, i_ℓ are independent and equidistributed random variables in $\{1, \dots, m\}$, and let D_ℓ be the set of z such that 1 is an eigenvalue of $\Pi_\ell(z)$. When does D_ℓ admit a Hausdorff limit? And, if so, what does the limit look like?

REFERENCES

- [1] V. I. ARNOLD, The asymptotic Hopf invariant and its applications, *Selecta Math. Soviet.* **5** (1986), 327–345.
- [2] S. BAADER AND J. MARCHÉ, Asymptotic Vassiliev invariants for vector fields, *Bull. Soc. Math. France* **140** (2012), 569–582, <http://arxiv.org/abs/0810.3870>
- [3] J. BIRMAN, P. BRINKANN, AND K. KAWAMURO, Polynomial invariants of pseudo-Anosov maps, <http://arxiv.org/abs/1001.5094>.
- [4] J. BIRMAN AND I. KOFMAN, A new twist on Lorenz knots, *J. Topol.* **2** (2009), 227–248, <http://arxiv.org/abs/0707.4331>.
- [5] J. BIRMAN AND R. F. WILLIAMS, Knotted periodic orbits in dynamical systems—I: Lorenz’s Equations, *Topology* **22** (1983), 47–82. (erratum at <http://www.math.columbia.edu/~jb/bw-KP0-I-erratum.pdf>)
- [6] D. W. BOYD, Speculations concerning the range of Mahler’s measure, *Canad. Math. Bull.* **24** (1981) 453–469.
- [7] D. W. BOYD, Small Salem numbers, *Duke Math. J.* **44** (1977), 315–328.

- [8] P. BRINKMANN, A note on pseudo-Anosov maps with small growth rate, *Experiment. Math.* **13** (2004), 49–53, <http://arxiv.org/abs/math/0309411>.
- [9] PI. DEHORNOY, Atlas of Lorenz knots, <http://www-fourier.ujf-grenoble.fr/~dehornop/maths/atlaslorenz.txt>
- [10] PI. DEHORNOY, Les nœuds de Lorenz, *Enseign. Math. (2)* **57** (2011), 211–280, <http://arxiv.org/abs/0904.2437>.
- [11] PI. DEHORNOY, Invariants topologiques des orbites périodiques d’un champ de vecteurs, Thèse de doctorat, ÉNS de Lyon (2011).
- [12] B. FARB AND D. MARGALIT, A Primer on Mapping Class Groups, to be published by Princeton Univ. Press.
- [13] B. FARB, C. J. LEININGER, AND D. MARGALIT, Small dilatation pseudo-Anosovs and 3-manifolds, *Adv. Math.* **228** (2011), 1466–1502, <http://arxiv.org/abs/0905.0219>.
- [14] A. FATHI, F. LAUDENBACH, AND V. POENARU, Travaux de Thurston sur les surfaces, *Astérisque* **66-67**, Soc. Math. France (1979).
- [15] A. T. FOMENKO, Symplectic Geometry, *Adv. Stud. Contemp. Math.* **5**, Gordon and Breach (1995).
- [16] J. FRANKS AND R. F. WILLIAMS, Braids and the Jones polynomial, *Trans. Amer. Math. Soc.* **303** (1987), 97–108.
- [17] D. GABAI, The Murasugi sum is a natural geometric operation, *Contemp. Math.* **20** (1983), 131–143.
- [18] D. GABAI, Detecting fibred links in S^3 , *Comment. Math. Helv.* **61** (1986), 519–555.
- [19] J. M. GAMBAUDO AND É. GHYS, Signature asymptotique d’un champ de vecteurs en dimension 3, *Duke Math. J.* **106** (2001), 41–79.
- [20] R. W. GHRIST, PH. J. HOLMES, AND M. C. SULLIVAN, Knots and Links in Three-Dimensional Flows, *Lect. Notes Math.* **1654**, Springer (1997).
- [21] É. GHYS, Knots and dynamics, Proc. of the International Congress of Mathematicians **I**, Eur. Math. Soc. (2007), 247–277.
- [22] É. GHYS, L’attracteur de Lorenz: paradigme du chaos, Séminaire Poincaré XIV (2010), 1–42.
- [23] E. HIRONAKA, Salem–Boyd sequences and Hopf plumbing, *Osaka J. Math.* **43** (2006), 497–516, <http://arxiv.org/abs/math/0506602>.
- [24] E. HIRONAKA, Small dilatation pseudo-Anosov mapping classes coming from the simplest hyperbolic braid, *Alg. and Geom. Top.* **10** (2010), 2041–2060, <http://arxiv.org/abs/0909.4517>.
- [25] E. HIRONAKA AND E. KIN, A family of pseudo-Anosov braids with small dilatation, *Alg. Geom. Top.* **6** (2006), 699–738, <http://arxiv.org/abs/math/0507012>.
- [26] L. H. KAUFFMAN, On Knots, *Ann. of Math. Stud.* **115**, Princeton Univ. Press (1987).
- [27] A. KAWAUCHI, A Survey of Knot Theory, Birkhäuser (1996).
- [28] E. LANNEAU AND J.-L. THIFFEAULT, On the minimum dilatation of pseudo-Anosov homeomorphisms on surfaces of small genus, *Ann. Inst. Fourier* **61** (2011) 105–144, <http://arxiv.org/abs/0905.1302>.
- [29] D. H. LEHMER, Factorization of certain cyclotomic functions, *Ann. of Math. (2)* **34** (1933), 461–469.
- [30] E. N. LORENZ, Deterministic nonperiodic flow, *J. Atmospheric Sci.* **20** (1963), 130–141.
- [31] CH. LIVINGSTON, Table of knots invariants, <http://www.indiana.edu/~knotinfo/>
- [32] J. MILNOR, Infinite cyclic coverings, Conference on the Topology of Manifolds (Michigan State Univ.) (1968), pp. 115–133.
- [33] H. MORTON, Seifert circles and knot polynomials, *Math. Proc. Camb. Phil. Soc.* **99** (1986), 107–109.
- [34] K. MURASUGI, On the genus of the alternating knot, I., *J. Math. Soc. Japan* **10** (1958), 94–105.
- [35] R. C. PENNER, Bounds on least dilatations, *Proc. Amer. Math. Soc.* **113** (1991), 443–450.
- [36] D. S. SILVER, S. G. WILLIAMS, Lehmer’s question, knots and surface dynamics, *Math. Proc. Cambridge Philos. Soc.* **143** (2007), 649–661., <http://arxiv.org/abs/math/0509068>.
- [37] J. STALLINGS, Constructions of fibered knots and links, *Symp. in Pure math. Am. Math. Soc.* **32** (1978), 55–59.
- [38] A. STOIMENOW, Realizing Alexander polynomials by hyperbolic links, *Expo. Math.* **28** (2010), 133–178.
- [39] W. THURSTON, On the geometry and dynamics of homeomorphisms of surfaces, *Bull. Amer. Math. Soc.* **19** (1988), 417–431.

INSTITUT FOURIER-UMR 5582, UNIVERSITÉ GRENOBLE ALPES-CNRS, 38000 GRENOBLE, FRANCE
 E-mail address: pierre.dehornoy@ujf-grenoble.fr
 URL: <http://www-fourier.ujf-grenoble.fr/~dehornop/>